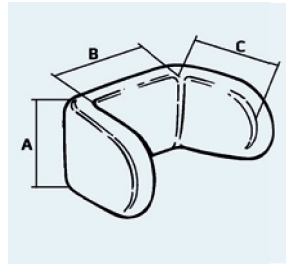
**Head support no.1**

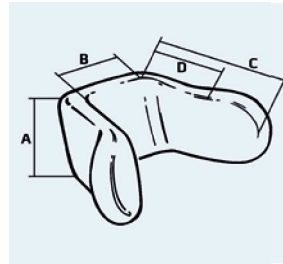
Narrow head support with deep sides. Well suited for small users that need support sideways. Available in white\*, grey and black PU

Size	Measurements
one	A:10 x B:12 x C:12 cm

**Head support no.2**

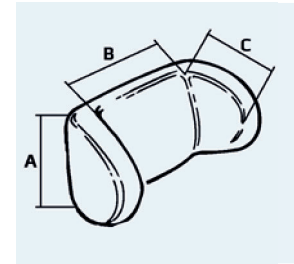
Wider head support with deep sides. Well suited for users that need lateral support. Available in white\*, grey and black PU

Size	Measurements
one	A:10 x B:16 x C:11 cm

**Head support no.3**

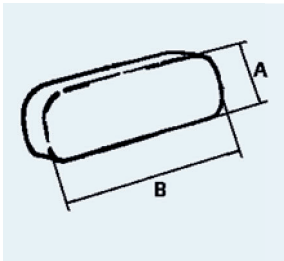
Narrow head support with big sloping sides. Well suited for users with poor head control. Available in white\*, grey and black PU

Size	Measurements
one	A:10½ x B:13 x C:15 x D:8 cm

**Head support no.4**

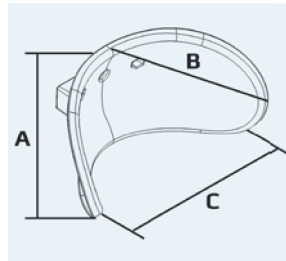
Wide head support with small sides for users with better head control. Especially used for neck support. Available in white\*, grey & black PU

Size	Measurements
one	A:10 x B:15 x C:7 cm

**Head support no.7+8**

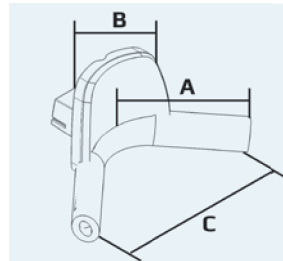
Head support without sides. Especially used as neck support and back extension. Upholstered with foam and covered with fabric

no.	Measurements
7	A:10 x B:25 cm
8	A:9 x B:16 cm

**Anatomic head support**

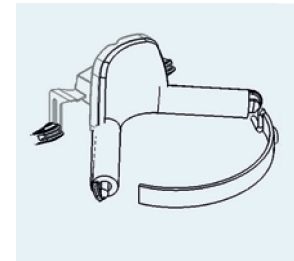
Position the head correctly

no.	Measurements
1	A:13 x B:12 x C:17 cm

**Anatomic head support**

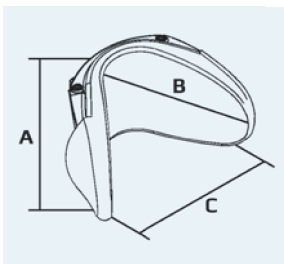
Available in three sizes

Size	Measurements
S	A:14½ x B:14 x C:24 cm
M	A:15½ x B:14 x C:26 cm
L	A:17 x B:14 x C:32 cm

**Headband**

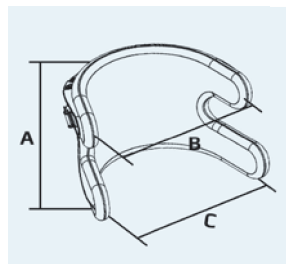
Available for the anatomic headrest

one size

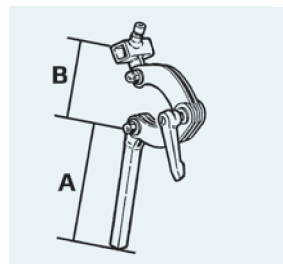
**Adjustable head support**

Available with or without speakers

Size	Measurements
one	A: 12 x B: 15 x C: max. 24 cm

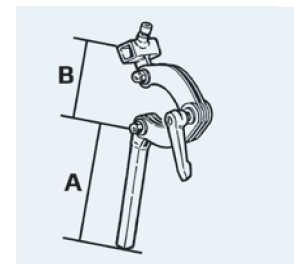
**Adjustable head supports with four or two laterals**

Size	Measurements
one	A: 12 x B: max. 24 x C: max. 20 cm

**Turtle bar system, short**

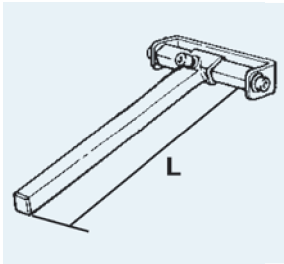
Available in both steel and stainless steel

Measurements
A: 13 cm
B: 10-22 cm

**Turtle bar system, long**

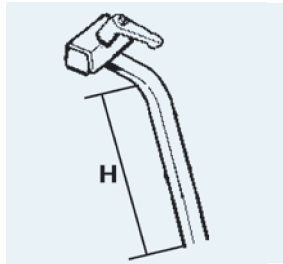
Available in steel and stainless steel

Measurements
A: 26 cm
B: 10 - 22 cm



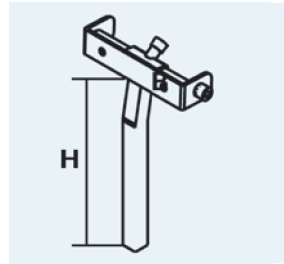
**Swan neck, horizontal**  
Available in both steel and stainless steel

**Measurements**  
L: 10 cm  
L: 20 cm



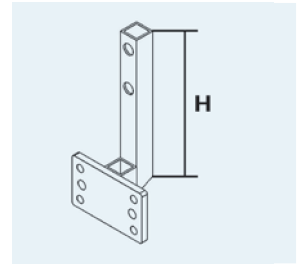
**Swan neck, vertical**  
Available in both steel and stainless steel

**Measurements**  
H: 19 cm  
H: 34 cm



**Straight bar system, stainless**  
Available in stainless steel

**Measurements**  
H: 23 cm  
H: 37 cm



**I-to-I bracket**  
Available in steel

**Measurements**  
H: 12 cm

