



NURSING BENCHES

A flexible approach to
changing situations



Nursing Benches

series 3000 - 2000 - 1000

Pressalit Care offers a range of high quality, fixed or power adjusted nursing benches designed to provide a stable platform suitable for changing adults and children in a variety of settings: schools, day care centres, institutions, hospitals and private homes.

- ▮ All the nursing benches are made of materials which are robust and resistant to cleaning agents.
- ▮ The design of the products takes account of current ergonomic and hygiene requirements while ensuring high standards of user comfort.
- ▮ The designs are thoroughly tested and solid, and will withstand many years of daily use.

Respect and the right of the individual to a good life in spite of disability forms the cornerstone of the Pressalit Care philosophy, as summarised by the following words:

keep living



Contents

Nursing Bench 3000	Page	4
---------------------------------	------	---

Nursing Bench 2000	Page	6
---------------------------------	------	---

Nursing Bench 1000	Page	8
---------------------------------	------	---

Dimensioned drawings	Page	10
-----------------------------------	------	----

Mounting and accessories	Page	11
---------------------------------------	------	----

Nursing Bench 3000

The nursing bench 3000 series provides for maximum safety and comfort. Besides an award winning design, the series includes comfortable and durable surfaces, including polyurethane foam and aluminum.

The flexibility of the nursing bench provides for optimal working conditions for the carer as well as a high level of comfort and safety for the user.




Adjustable neck support which can be moved to either end of the 1800 mm nursing benches.

The slightly curved form makes the bench extremely comfortable and safe.



A water collection tray with integrated water outlet prevents water from splashing on carers or the floor.

The flexible hose attached to the centre mounted outlet of the water collection tray, can be connected to either an outlet in the floor or on the wall.



The safety rail can be folded easily up or down.

The integrated gas cylinders enable the bench to be folded out of the way when not in use to maximise floor space.



Winner
The Danish Design Prize 2007

Materials: Aluminium, polyurethane foam with marine ply core, powder lacquered steel
Maximum weight: 200 kg
Colour: 021 Lead grey



Nursing bench - adjustable height

◀ R8518	1800 mm, 700 mm height adjustable, electric motor
R8513	1300 mm, 700 mm height adjustable, electric motor
R8538	1800 mm, 700 mm height adjustable, electric motor and safety rail
R8533	1300 mm, 700 mm height adjustable, electric motor and safety rail

When mounted at the recommended height, the height of the nursing bench can be adjusted from 300 to 1000 mm above floor.

If safety rail is to be pre-mounted, please be sure to indicate the correct item number when ordering.

Incl. wired hand control and flexible hose, 1500 mm.



Nursing bench - fixed height

◀ R8508	1800 mm
R8503	1300 mm
R8528	1800 mm, safety rail
R8523	1300 mm, safety rail

When mounted at the recommended height, the lying surface height is 865 mm above floor.

If safety rail is to be pre-mounted, please be sure to indicate the correct item number when ordering.

Incl. flexible hose, 1500 mm.



Safety rail

◀ R8511	Length 1636 mm, for retro-fitting on nursing benches R8508 and R8518
R8510	Length 1200 mm, for retro-fitting on nursing benches R8503 and R8513

Provides safety for the user.
Can easily be folded up or down.

Nursing Bench 2000



The nursing bench 2000 has a low starting height for easy transfer onto the bench as well as a perforated stretcher, which enables the water to pass through to the collection tray underneath.

The flexibility of the height adjustable nursing bench gives advantages to both the user and the carer, as the correct working height is equally important for the carer's safety and the user's comfort.



Electric with wired hand control – the red buttons clearly indicate “Up” and “Down”. The wired hand control comes with a holder for fitting to the wall.



A water collection tray with integrated water outlet prevents water from splashing on carers or the floor.

The flexible hose attached to the centre mounted outlet of the water collection tray, can be connected to either an outlet in the floor or on the wall.

The integrated gas cylinders enable the bench to be folded out of the way when not in use to maximise floor space in front of the unit.



The stretcher of the bench is very easy to clean, and the stretcher cover can be unzipped for washing or easy replacement.

Materials: Powder-lacquered stainless steel, elasticated netting
Maximum weight: 175 kg
Colour: 000 White



Nursing bench - adjustable height

◀ **R8468**
R8478

Electric nursing bench, 1800 mm
Electric nursing bench with safety rail, 1800 mm

When mounted at the recommended height, the height of the nursing bench can be adjusted from 300 to 1000 mm above floor.

If safety rail is to be pre-mounted, please be sure to indicate the correct item number when ordering.

Incl. wired hand control and flexible hose, 1500 mm.



Safety rail

RB2290

Length 1600 mm, for retro-fitting on nursing bench R8468.

Provides safety for the user.
Can easily be folded up or down.

Nursing Bench 1000

The 1000 series is a range of quality nursing benches with PVC coated canvas stretchers, suitable for a wide range of applications in public or private places.

Carers can easily set the height of the bench, enabling them to obtain the correct working position. This ensures safe showering and changing for the user as well as minimizing the risk of back injury for the carer.

The integrated gas cylinders enable the bench to be folded out of the way when not in use to maximise floor space in front of the unit.



Electric with wired hand control – the red buttons clearly indicate “Up” and “Down”. The wired hand control comes with a holder for fitting to the wall.



Splash curtain for the nursing bench protects the carer against splashing.

R8420	1400 mm
R8421	1800 mm

Materials: Powder-lacquered stainless steel, PVC-coated canvas (phthalate free)
Maximum weight: 150 kg
Colour: 000 White



Nursing bench - adjustable height

R8400	Electric nursing bench, 1400 mm
R8401	Electric nursing bench, 1800 mm
R8402	Electric nursing bench, with safety rail, 1400 mm
R8403	Electric nursing bench, with safety rail, 1800 mm

When mounted at the recommended height, the height of the nursing bench can be adjusted from 500 to 900 mm above floor.

Incl. wired hand control.



Nursing bench - fixed height

R8406	1400 mm
R8407	1800 mm

When mounted at the recommended height, the lying surface height is 865 mm above floor.



Safety Rail

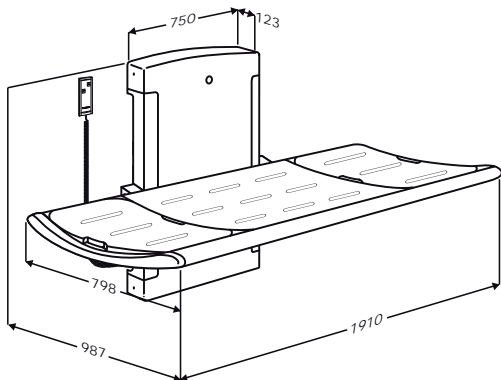
R8410000	Length 1400 mm, for retro-fitting on changing tables R8400, R8401 and R8406.
-----------------	--

Enhances safety for the user.

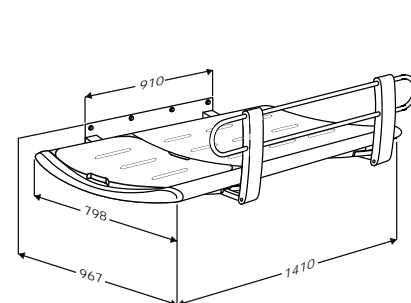
Dimensioned drawings

Nursing Bench 3000

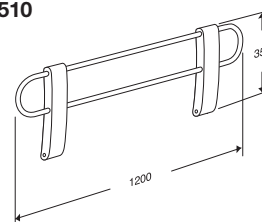
▼ R8518
R8513
R8538
R8533



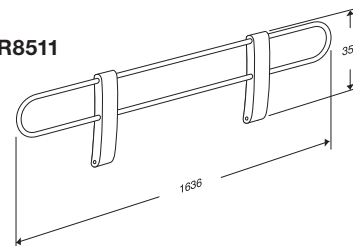
R8508
R8503
R8528
▼ R8523



R8510

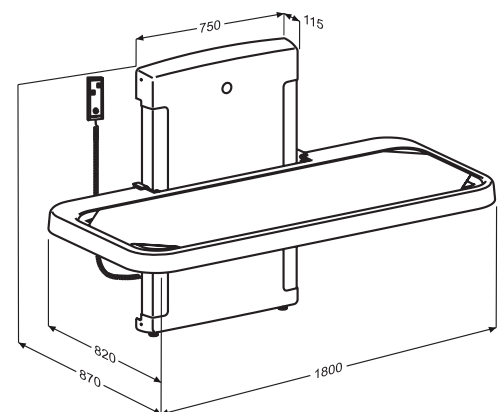


R8511

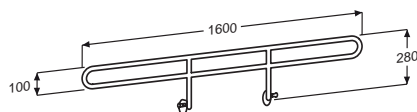


Nursing Bench 2000

▼ R8468
R8478

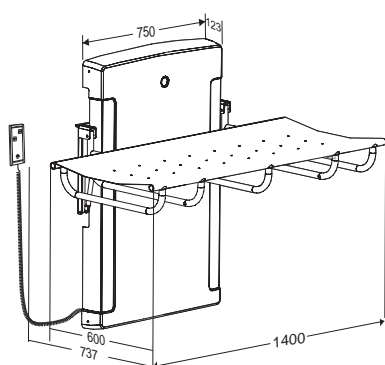


RB2290

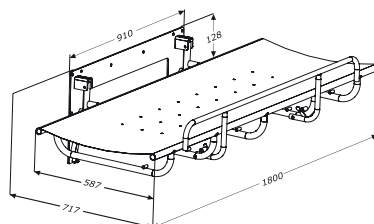


Nursing Bench 1000

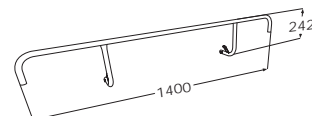
▼ R8400
R8402
R8401
R8403



R8406
▼ R8407



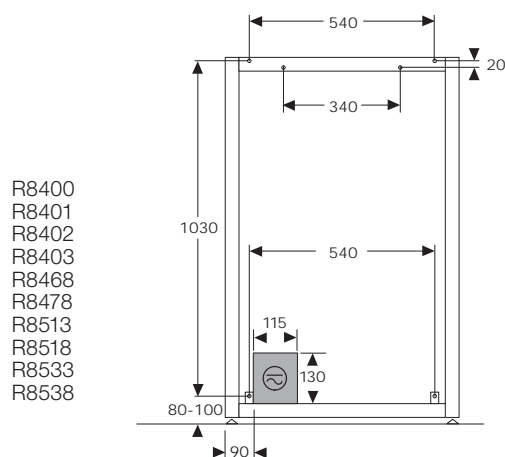
R8410



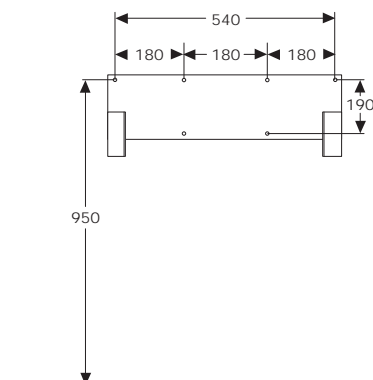
Mounting and accessories

Mounting

Fixing bolts for solid walls are included.



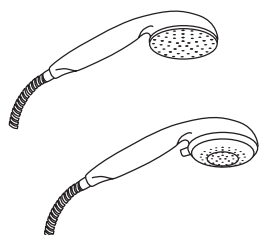
R8400
R8401
R8402
R8403
R8468
R8478
R8513
R8518
R8533
R8538



R8406
R8407
R8503
R8508
R8523
R8528

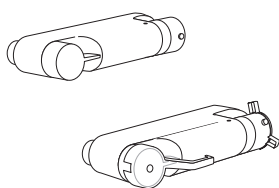
Accessories

RT612 / RT613



Shower head
RT612: One spray mode
RT613: Three spray mode

RT640 / RT641



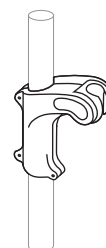
Shower mixer
RT640: With thermostat
RT641: With thermostat and extra long handles.
In line TMV3 valve is required in UK

RT101 / RT102 / RT103



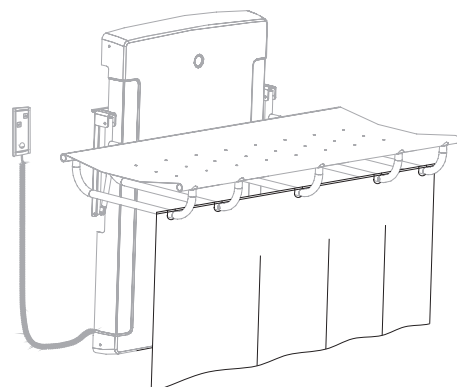
Handrail
RT101: 450 mm
RT102: 600 mm
RT103: 800 mm
Available in: white, anthracite, red and dark blue

RT600



Showerhead holder
For vertical handrail.
Available in: white, anthracite, red and dark blue

R8420 / R8421



Splash curtain
R8420: Suitable for nursing bench R8400, R8402 and R8406
R8421: Suitable for nursing bench R8401, R8403 and R8407

PRESSALIT[®] care

Reduced functionality need not limit a person's development. For more than 35 years, the keep living philosophy has been a guiding principle for Pressalit Care's development of flexible kitchen and bathroom solutions for people with disabilities.

Thanks to its research-based knowledge, Pressalit Care is a market leader within specialist kitchen and bathroom solutions and today provides consultancy to customers worldwide.

An underlying respect for the individual and his or her possibilities is also reflected in the company's relationship to society at large and the local community. At Pressalit, Corporate Social Responsibility (CSR) is deeply rooted in the company's strategy and values and guides all parts of the organisation.

Pressalit Care's head office is located in Denmark.

www.pressalit.com

Pressalit A/S

Pressalitvej 1
8680 Ry
Denmark
Tel.: +45 8788 8788
Fax: +45 8788 8789
E-mail: pressalit@pressalit.com

UK Sales - Pressalit Care plc

100 Longwater Avenue
Green Park
Reading
RG2 6GP
United Kingdom
Tel.: 0118 923 2696
Fax: 0118 986 8867
E-mail: uk@pressalit.com

International Sales Department

Pressalitvej 1
8680 Ry
Denmark
Tel.: +45 8788 8777
Fax: +45 8788 8669
E-mail: sales@pressalit.com

