

# *Electric wheelchair*

*Model: 1.611*

en

---

## *Spare part list*

---



CE

**MEYRA**<sup>®</sup>  
We move people.



## iChair mc2 1.611 / c

### Table of contents

<b>Introduction</b>	6
<b>Order specimen</b>	7
<b>01 Frame</b>	
-Main frame	8
-Seat frame	9
-Code 738; Seat frame for seat belt	10
<b>03 Steering</b>	
-Code 4566; Operating module bracket, height and length adjustable	11
-Code 4859; Operating module bracket length adjustable	11
-Code 4860; Operating module bracket, length and height adjustable, swivel-away	12
-Code 24-828; Arm support foldaway, operating module laterally adjustable	12
-Code 851; Operation for attendant (operating module interchangeable from front to back)	13
-Assembly parts for operating module	13
-Code 4789-408; Attendant control with priority switch – Electronic VR2	14
-Code 4789-702; Control for accompanying person – Electronic R-Net	14
-Operating modules	15
-Code 4874; Protection rail for operating module	15
<b>04 Drive</b>	
-Drive	16
-Code 702-903; Electronic R-Net – reinforced version	17
<b>06 Chassis</b>	
<b>Steering wheels</b>	
-Code 163; Steering wheel 230 x 70 (9")	18
-Code 142; Steering wheel 260 x 70 (10")	18
<b>Drive wheels</b>	
-Code 815; Wheel ø320mm (12½")	19
-Code 815-824; Wheel size 12½" – Splash guard for drive wheel	20
-Code 460; Drive wheel ø356mm (14")	21
-Code 824-460; Splash guard for drive wheel – Wheel size 14"	22
<b>07 Back support</b>	
-Code 25; Electrically adjustable back support	23
-Code 401; Back support mechan. adj.	24
-Code 410; Pushing handle standard	24
-Code 736; Adjustable back strap belt w/o cushion	25
-Code 737; Backrest, standard	25
-Code 814; Horizontal pushing rod	26
<b>Code 949; Back with shell (screwed version)</b>	
-Code 4980; Incontinency cover black	26
-Code 254; Synth. leather, black	27
-Code 236; Graphite-grey-fabric	27
-Code 2019; mySeat Backrest	28
-Code 2031; Physiolite Backrest	29

**08 Seat**

-Code 27-702; Electric seat height adjustment – Electronic R-Net	30
-Code 27-702; Electric seat height adjustment – Electronic R-Net	31
-Code 118; Seat angle adjustment electric	31
-Code 119; Seat angle adjustment mechanical	32
<b>Seat straps</b>	
-Code 356; Seat depth 56cm	32
-Code 619; seatbelt depth 46cm	33
<b>Code 948; ErgoSeat-Seat</b>	
-Code 4980; Incontinency cover black	33
-Code 254; Synth. leather, black	35
-Code 236; Graphite-grey-fabric	36
-Code 568; Anatomic seating system Basic	37
-Code 814; Horizontal pushing rod Basic	37
-Code 961; Ergostar-seat unit	38
-Code 814; Horizontal pushing rod Ergostar	38
<b>RECARO Seat</b>	
-RECARO manual adjustment	39
-RECARO electric adjustment	40
-Code 814; Horizontal pushing rod	41
-Code 2007; mySeat Seatsystem	41

**09 Arm support**

-Code 21; Arm supports, detachable, large, height adj., cushion	43
-Code 24; Side yoke fold-away	44
-Code 24-961; Side bar, fold-away - Ergoform seat unit	44
-Code 106; Arm support cushioned, removable, L, height adj.	45
-Code 769; Clothes guard without armrest	45
-Code 4960; Adapter set for Hemi arm support pad	46

**10 Leg supports**

-Bracket asmb. manual	47
-Bracket asmb. electric (up to 2012-11)	47
-Bracket asmb. electric (from 2012-12)	48
-Code 54; Footboard continuous (hexagon tube)	49
-Code 86-702; Leg support electrically adjustable (up to 2012-11) – Electronic R-Net	50
-Code 86-702; Leg support electrically adjustable (from 2012-12) – Electronic R-Net	51
-Code 92; Removable height adj. leg support, swivell-away	52
-Code 93; Removable leg supports, swivell-away	53
-Code 805; Foot plates plastic, divided	53
-Code 808; Foot plates angle adjustable	54
-Code 822; Shoe fastening strap	54
-Code 823; Heel support	55

**15 Electrical system****Electronic VR2**

-Code 115-408; Speed 6km/h – Electronic VR2	56
-Code 117-408; Speed 10km/h – Electronic VR2	56
-Code 408-932; Electronic VR2 – Lighting for electronic wheelchair	57
-Code 408-932; Electronic VR2 – Lighting for electronic wheelchair	57

**Electronic R-Net**

-Code 115-702; Speed 6km/h – Electronic R-Net	58
-Code 117-702; Speed 10km/h – Electronic R-Net	58
-Code 702-932; Electronic R-Net – Lighting for electronic wheelchair	59
-Code 702-932; Electronic R-Net – Lighting for electronic wheelchair	59
-Code 678-702-932; Adjustment-lighting module-R-Net	60
-Contact allocation adjustment module	60

**Batteries and chargers**

-Drive batteries, sealed ~ 43Ah-5h/50Ah-20h	61
-Drive batteries, sealed ~ 60Ah-5h/73Ah-20h	61

## iChair mc2 1.611 / c

### Table of contents

#### 16 Working tables

-Code 702-813; Electronic R-Net – Table top operation, swivelling	62
-Therapy table for tabletop operation	64
-Code 415; Control panel with LED display	65
-Code 416; Control panel with LCD display	65
-Code 4646; Therapy table	66

#### 20 Seat cushion

-Seat cushion	67
---------------	----

#### 24 Other Codes

-Code 590; Adj. splay wedge	68
-Code 676; Rear marking plate	68
-Code 862; Kerb climber	69
-Code 906; additional rearview mirror (right)	69
-Code 927; Rearview mirror	70
-Code 913-254; Head support removable – Synth. leather black	70
-Code 913-949-254; Head support removable – Back support anatomically formed – Synth. leather black	71
-Code 913-961; Head support, removable – Ergoform-seat unit	71
-Code 954; Torso supports, swivel-away	72
-Code 957; Torso supports	72
-Code 970; Walking stick holder	73
-Code 994, Baggage rack	73
<b>Seat belt</b>	
-Code 833; Retaining strap with buckle	74
-Code 4689; Retaining strap with velcro strap	74
-Retaining strap for external seating systems	75

#### Accessories

-Accessories	76
--------------	----

Exact specifications are required for your spare parts' orders. Only then we can guarantee that you will receive the correct spare part. All MEYRA GmbH -wheelchairs are manufactured according MEYRA GmbH -component group system.

## Assembly group outline

Component unit 01: Frame	Component unit 12: Crossbrace
Component unit 03: Steering	Component unit 15: Electrical system
Component unit 04: Drive	Component unit 16: Working table
Component unit 05: Pressure Brake	Component unit 17: Support wheels
Component unit 06: Chassis	Component unit 20: Seat cushion
Component unit 07: Backrest	Component unit 24: Other Codes
Component unit 08: Seat	Component unit 26: Revetment
Component unit 09: Armrest	Component unit 98: Accessories and small parts
Component unit 10: Leg support	Component unit 99: Circuit diagrams

The index lists different versions of an assembly group, therefore you will find the spare part you are searching for quickly and precisely.

### Note:

The assembly group outline also includes assemblies that do not apply to your model.

## Liability/ guarantee for foreign products

Do not use any foreign products as spare parts or accessories for MEYRA GmbH -Wheelchairs. Foreign products may affect the operational reliability of the wheelchair, even if the foreign products have not been tested by TÜV or another official authority (General Type Approval). The scope of testing may not always be comprehensive enough.

**MEYRA GmbH does not accept any liability or guarantee for foreign products used as spare parts or accessories as well as for damages and accidents caused by exchange or installation of such parts.**

## Safety instructions for the use of spare parts

- When exchanging parts only use components corresponding to the wheelchair model and Code number.
- Please check after receipt if the spare part received is the same you ordered!
- Only authorized dealers or specialized workshops are allowed to carry out repairs on the wheelchair.
- Please take a test drive after repair of the wheelchair. Pay attention to unusual noises and check:
  - Braking ability
  - Steering ability
  - the straight running.

## Abbreviations used

In the bills of material you will find following abbreviations:

AT means exchange components

The parts (articles or standard parts) marked with a letter can be reused after inspection!

## Special features

Position numbers marked with a letter refer to parts not represented (e.g. for the opposite side).

## Order specimen

To establish your order examples please proceed as follows.

1. **Type/Model**  
Please take the type number from the instruction manual, the delivery note or the type plate.
2. **Manufacturing year and vehicle ID no.**  
Read off the year of construction and the vehicle identification number from the type plate, e.g.:  
**Year of construction: 97/12**  
**Vehicle ID No. (Fz-I-Nr.): 5678901**
3. **Component unit**  
Allocate the defective part to an assembly group (see assembly group outline).
4. **Code-No.:**  
Compare the code numbers of delivery note with the Code list of the corresponding assembly group. Code-No.: 626 backrest height 30cm
5. **Look up representation of the assembly group chosen with corresponding Code No.**  
The page where you can find the required representation and bills of material is indicated in the table of contents after the code number.
6. **Article-No:**  
A position number is indicated on the spare part that is to be ordered enabling you to read off the corresponding article number from the bill of material.
7. **Determine the quantity**  
Determine number of component units to be replaced.  
**Remark:**  
The number of pieces indicated in the bills of material correspond to the number of component units used in the assembly group (left and right wheelchair side).
8. **Determine the description**  
Read off the corresponding designation from the bill of materials.
9. **Determine the colour**  
Please take the colour code from the delivery note.
10. **Spare parts order:**  
For a correct order please indicate all data.

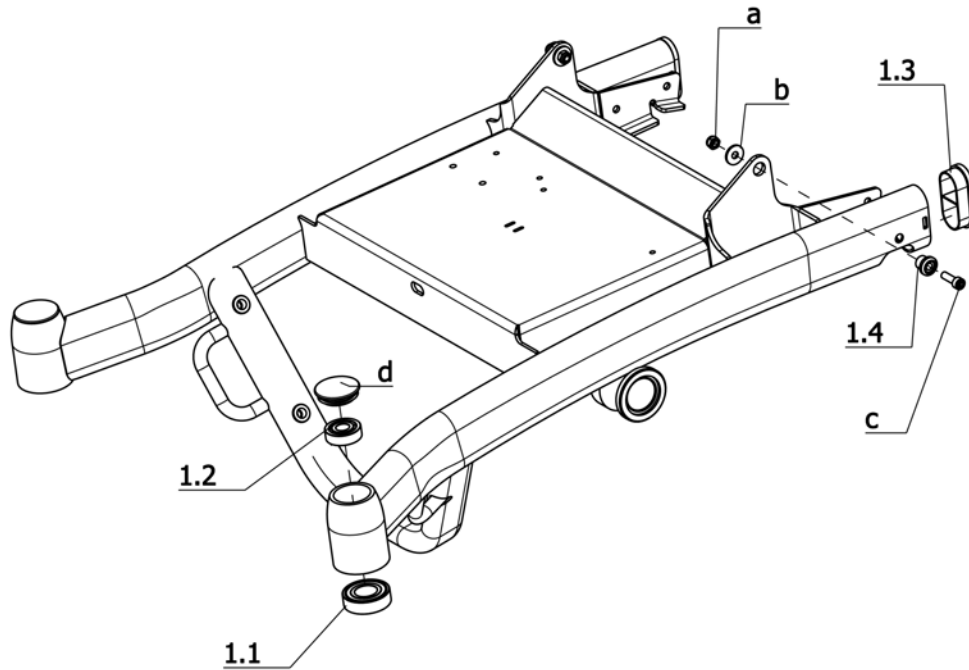
**Watch for the correct specifications on your order; Only then we can guarantee that you will receive the correct spare part.**

### Attention!

Subsequent changes to the wheelchair as well as arrangements with customers relating to the assembly group to be repaired have to be stated in your order.

### Important information!

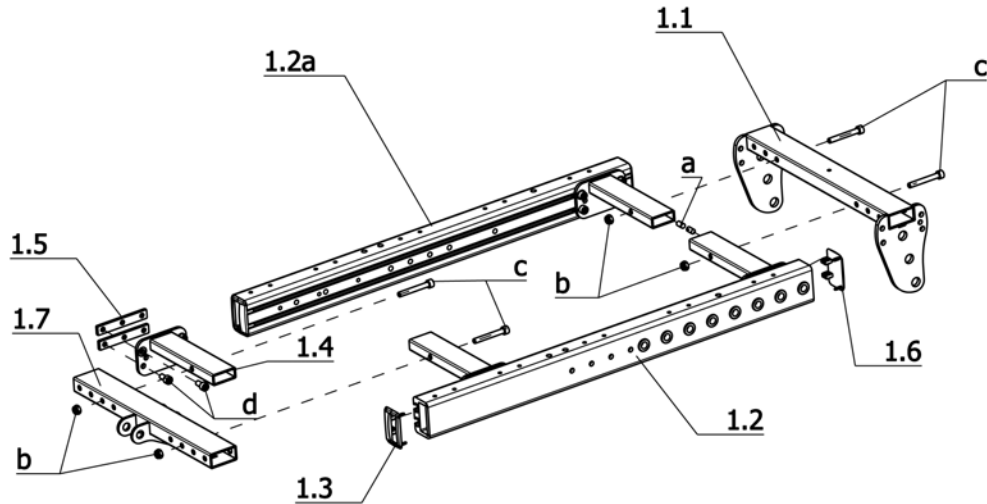
If any modifications have been made to the wheelchair, the specialized dealer is required to enclose the appropriate code no. as well as the date of the modifications, along with the operating instructions for the wheelchair. This ensures that no incorrect details will be given for future orders of spare parts. **Original- MEYRA GmbH -spare parts!**

**Sub Unit: Main frame**

Item	Article-No:	Pc	Description
-	1 069 776	1	Frame asmb
1.1	206 502 800	2	Grooved ball bearing DIN 625 6004 2 RSR
1.2	206 503 200	2	Deep groove ball bearing, DIN 625,6201-2Z
1.3	205 032 000	2	Plastic slider FL 60x30x2
1.4	1 069 772	2	Link bushing
a	207 417 500	2	Locknut, M6
b	207 335 100	2	Washer DIN 9021-B6,4 ST A3T
c	207 121 500	2	Cheese head screw DIN 912 M6x20
d	205 204 406	2	Cap

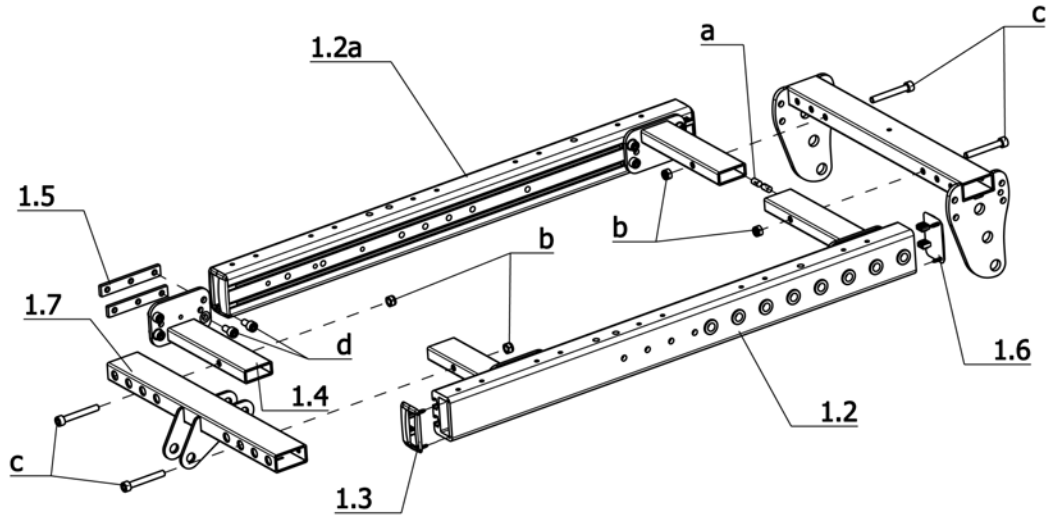


iChair mc2 1.611 / c  
Component unit: Frame



**Sub Unit: Seat frame**

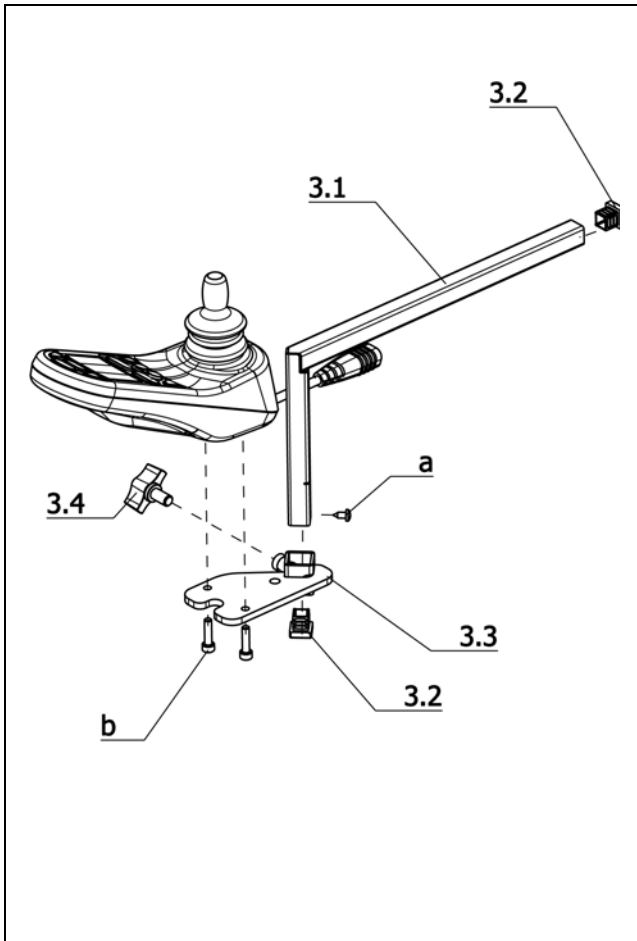
Item	Article-No:	Pc	Description
1.1	1 069 274	1	Cross connector rear
1.2	1 067 258	1	Seat frame tube left
1.2a	1 067 259	1	Seat frame tube right
1.3	1 067 266	2	Plastic cap front (with pass hole)
1.4	1 069 790	4	Adjustment tube
1.5	1 069 799	8	Clamping piece 75x12x4 with 3x M6
1.6	1 067 265	2	Plastic cap rear
1.7	1 069 275	1	Cross connector front
a	207 902 500	2	Close tolerance grooved pin 6 x 12 ST A2K 8435008
b	207 320 100	4	Locknut, DIN 980/8, M6, A3T
c	207 302 800	4	Cheese head screw M6x45 DIN912
d	207 122 300	16	Cheese head screw DIN 912 M6x12 -8.8
			<b>Code 38; Seat width 38cm</b>
-	1 070 760	1	Seat frame asmb. SW 38 cm
			<b>Code 43; Seat width 43cm</b>
-	1 070 761	1	Seat frame asmb. SW 43 cm
			<b>Code 48; Seat width 48cm</b>
-	1 070 762	1	Seat frame asmb. SW 48 cm
			<b>Code 53; Seat width 53cm</b>
-	1 070 763	1	Seat frame asmb. SW 53 cm



**Sub Unit: Code 738; Seat frame for seat belt**

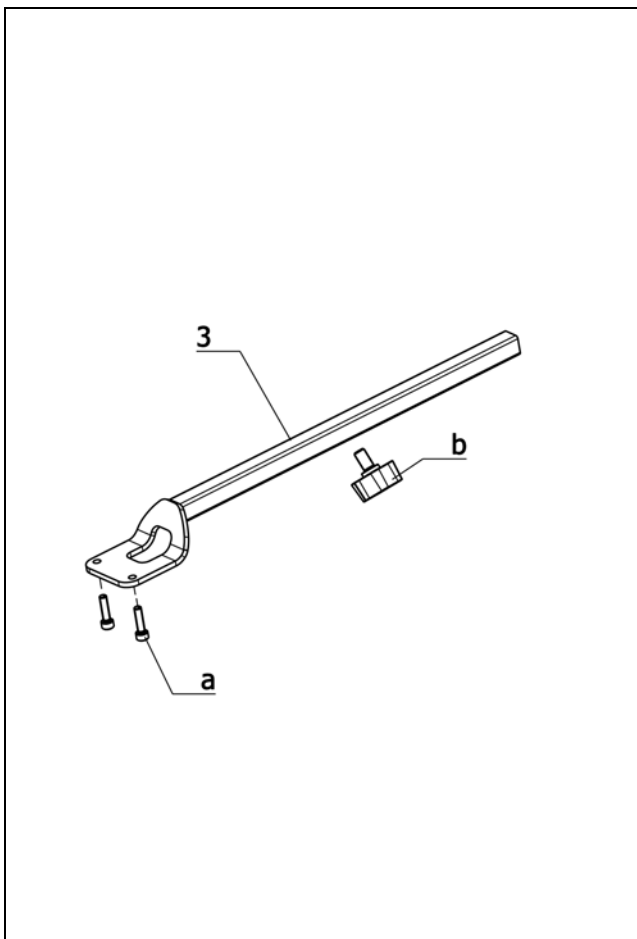
Item	Article-No:	Pc	Description
1.1	1 069 274	1	Cross connector rear
1.2	1 067 258	1	Seat frame tube left
1.2a	1 067 259	1	Seat frame tube right
1.3	1 067 266	2	Plastic cap front (with pass hole)
1.4	1 069 790	4	Adjustment tube
1.5	1 069 799	8	Clamping piece 75x12x4 with 3x M6
1.6	1 067 265	2	Plastic cap rear
1.7	1 069 275	1	Cross connector front
a	207 902 500	2	Close tolerance grooved pin 6 x 12 ST A2K 8435008
b	207 320 100	4	Locknut, DIN 980/8, M6, A3T
c	207 302 800	4	Cheese head screw M6x45 DIN912
d	207 122 300	16	Cheese head screw DIN 912 M6x12 -8.8
<b>Code 38; Seat width 38cm</b>			
-	1 070 555	1	Seat frame asmb SW 38cm for reinforced leg supports
<b>Code 43; Seat width 43cm</b>			
-	1 070 554	1	Seat frame asmb SW 43cm for reinforced leg supports
<b>Code 48; Seat width 48cm</b>			
-	1 070 556	1	Seat frame asmb SW 48cm for reinforced leg supports
<b>Code 53; Seat width 53cm</b>			
-	1 070 557	1	Seat frame asmb SW 53cm for reinforced leg supports

iChair mc2 1.611 / c  
Component unit: Steering



**Sub Unit: Code 4566; Operating module bracket, height and length adjustable**

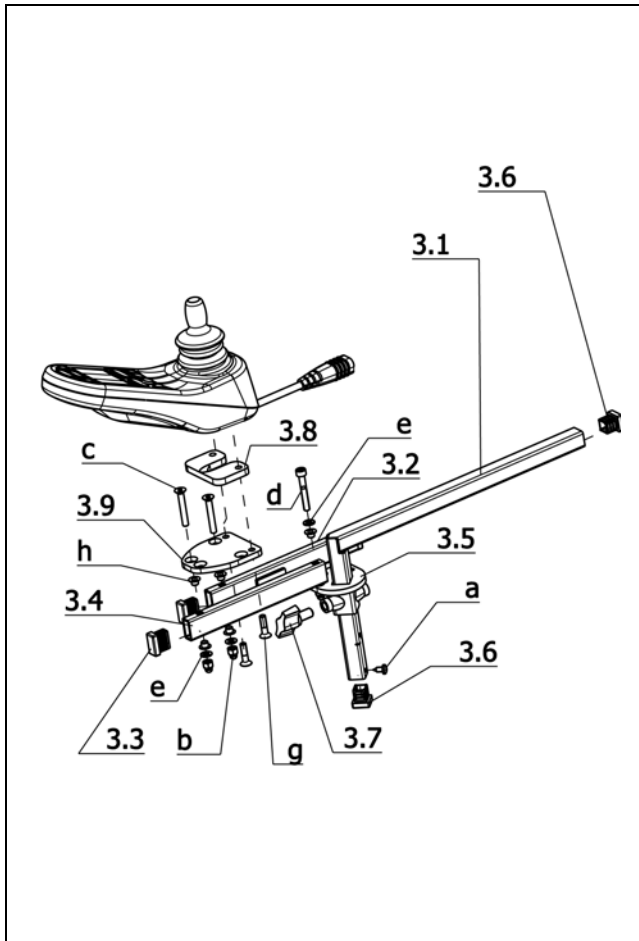
Item	Article-No:	Pc	Description
3	1 070 781	1	Operating module br. Code 4566 height, length adjustable
3.1	1 070 770	1	Push bar
3.2	205 006 000	2	Plastic slide, 15/15/1,5-2
3.3	1 070 780	1	Receptacle
3.4	205 113 800	2	Wing screw M8x15
a	207 318 100	1	Filister head tapping screw, DIN 7981 B4,2x9,5 St.
b	207 123 000	3	Cheese head screw, DIN 912 M5x20 8.8 A3K VC3 coated



**Sub Unit: Code 4859; Operating module bracket length adjustable**

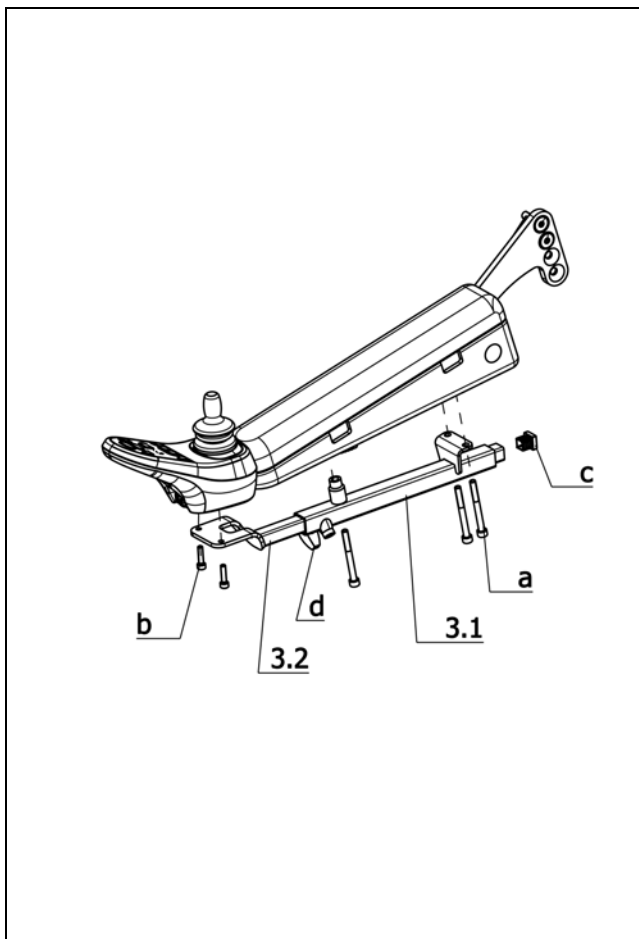
Item	Article-No:	Pc	Description
-	1 070 766	1	Operating mod. bracket asmb. Code 4859 length adjustable
3	1 070 765	1	Operating module bracket
a	207 123 000	2	Cheese head screw, DIN 912 M5x20 8.8 A3K VC3 coated
b	205 113 800	1	Wing screw M8x15

**iChair mc2 1.611 / c**  
**Component unit: Steering**



**Sub Unit: Code 4860; Operating module bracket, length and height adjustable, swivel-away**

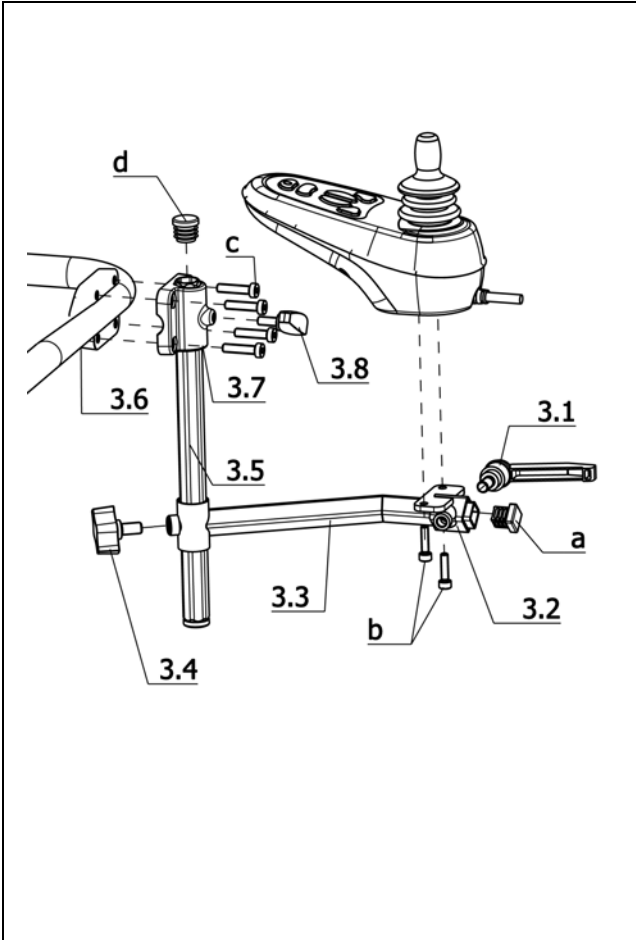
Item	Article-No:	Pc	Description
3	1 070 772	1	Operating module br. Code 4860 asmb.(note Code 60/74)
3.1	1 070 770	1	Push bar
3.2	1 070 776	1	Pivot arm cpl
3.3	205 047 900	3	Plastic slide,black,20x10 NO.6202010
3.4	1 063 948	1	Swivel arm
3.5	1 070 774	1	Receptacle
3.6	205 006 000	2	Plastic slide, 15/15/1,5-2
3.7	205 113 800	2	Wing screw M8x15
3.8	1 070 768	1	Underliner 6mm
3.9	1 070 767	1	Adapter plate
a	207 318 100	1	Fillister head tapping screw, DIN 7981 B4,2x9,5 St.
b	207 324 000	4	Locking cap nut,DIN 986,M5
c	207 019 000	2	Flat head screw M5 X 35 DIN-EN-ISO-10642 8.8 A3T
d	207 192 700	3	Cheese head screw, DIN 912
e	207 330 100	4	Washer DIN 125-B5,3 St A3T
g	207 137 300	2	countersunk screw with hexagon M 5 X 20 10.9 A2R 8013656
h	206 557 300	8	Friction bearing form F



**Sub Unit: Code 24-828; Arm support foldaway, operating module laterally adjustable**

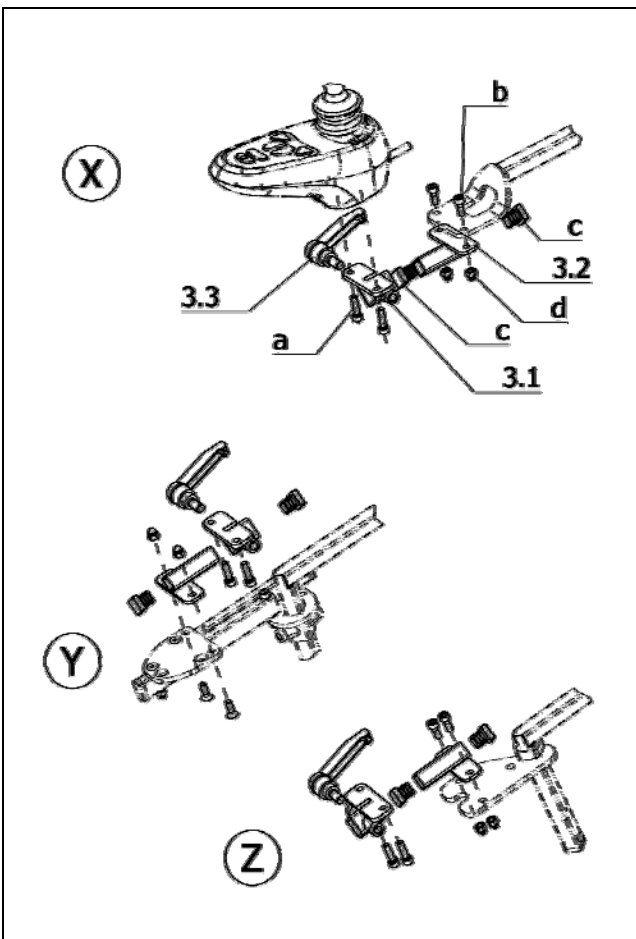
Item	Article-No:	Pc	Description
-	1 072 508	1	Operating mod. bracket asmb. Code 24-828 length adjustable
3.1	1 072 604	1	Receptacle tube for Code 24 (operating module or mirror)
3.2	1 070 765	1	Operating module bracket
a	207 302 000	3	Cheese head screw DIN 912 M6x60
b	207 123 000	2	Cheese head screw,DIN 912 M5x20 8.8 A3K VC3 coated
c	205 006 000	1	Plastic slide, 15/15/1,5-2
d	205 113 800	1	Wing screw M8x15

**iChair mc2 1.611 / c**  
**Component unit: Steering**



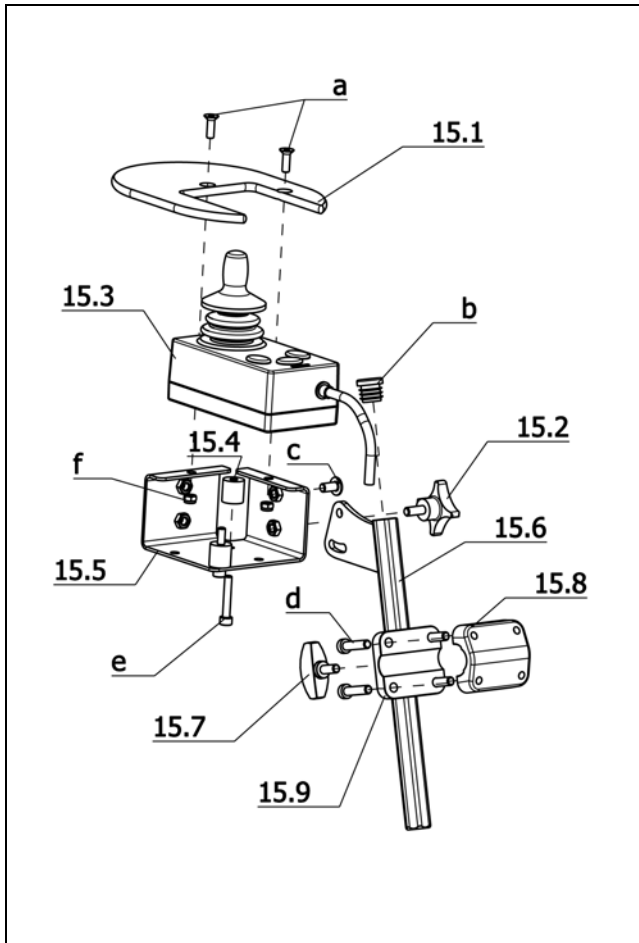
**Sub Unit: Code 851; Operation for attendant (operating module interchangeable from front to back)**

Item	Article-No:	Pc	Description
-	1 072 650	1	Operating module br. Code 851 for attendant repositionable
3.1	206 656 600	1	Tilt-clamping lever M 8 x 15
3.2	1 072 645	1	Receptacle
3.3	1 072 647	1	Rear receptacle
3.4	205 113 800	1	Wing screw M8x15
3.5	1 072 649	1	Push bar
3.6	1 059 665	1	Head support clamp (without receptacle)
3.7	1 059 664	1	Head support bracket (incl. hex. socket receptacle)
3.8	205 114 800	1	WING SCREW M 6 X 15
a	205 006 000	1	Plastic slide, 15/15/1,5-2
b	207 123 000	2	Cheese head screw, DIN 912 M5x20 8.8 A3K VC3 coated
c	207 352 100	4	CYLINDER SCREW DIN7984 M 6 X 25 8.8 A3T
d	205 027 100	2	Plastic slide GL 18 black



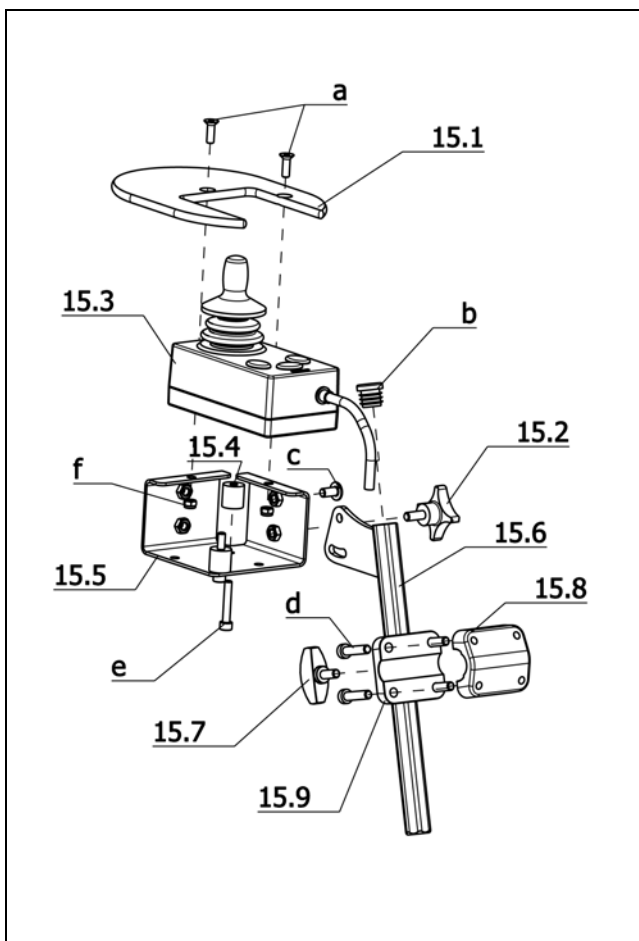
**Sub Unit: Assembly parts for operating module**

Item	Article-No:	Pc	Description
3.1	1 072 645	1	Receptacle
3.2	1 072 643	1	Front receptacle
3.3	206 656 600	1	Tilt-clamping lever M 8 x 15
a	207 123 000	1	Cheese head screw, DIN 912 M5x20 8.8 A3K VC3 coated
b	207 192 500	2	CYLINDER SCREW M 5 X 14 8.8 034165*
c	205 006 000	2	Plastic slide, 15/15/1,5-2
d	207 324 000	2	Locking cap nut, DIN 986, M5
X	0	0	Code 4859; Operating module bracket length adjustable
Y	0	0	Code 4566; Operating module bracket, height and length adjustable
Z	0	0	Code 4860; Operating module bracket, length and height adjustable, swivel-away
a	207 123 000	2	Cheese head screw, DIN 912 M5x20 8.8 A3K VC3 coated
b	207 633 400	2	Countersunk head screw DIN 7991 M6x16



**Sub Unit: Code 4789-408; Attendant control with priority switch – Electronic VR2**

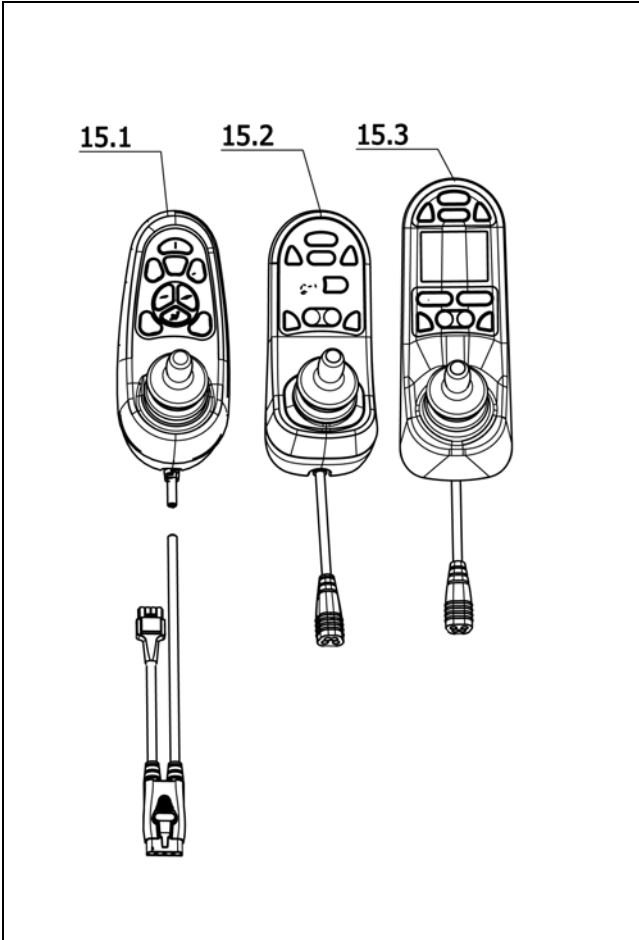
Item	Article-No:	Pc	Description
–	1 070 791	1	Operating module br. Code 4789 w operating module VR2 (C 408)
15.3	208 112 600	1	Operating module for attendant VR2 electronic for Code 4789
15.1	8 461 574	1	SUPPORT PLATE FOR DSB- ATTANDANT
15.2	8 438 432	1	cross grip screw, black M 6 X 15 with point AD=40
15.4	8 108 509	1	DISTANCER SLEEVE F.OPER.MODULE BPS 21 AVANTAGE
15.5	8 104 884	1	ANGLE PLATE WITH NUTS FOR ADD. ATTENDANT CONTROL
15.6	1 070 793	1	Adjustment tube
15.7	205 114 800	1	WING SCREW M 6 X 15
15.8	1 059 665	1	Head support clamp (without receptacle)
15.9	1 059 664	3	Head support bracket (incl. hex. socket receptacle)
a	207 633 400	2	Countersunk head screw DIN 7991 M6x16
b	205 027 100	2	Plastic slide GL 18 black
c	209 005 400	1	Filister flat head screw, M6x12
d	207 352 100	4	CYLINDER SCREW DIN7984 M 6 X 25 8.8 A3T
e	207 303 500	4	Cheese head screw DIN 912 M5x30
f	207 322 000	2	Locknut,DIN 980/8,M5
–	207 429 300	2	Locking washer S5



**Sub Unit: Code 4789-702; Control for accompanying person – Electronic R-Net**

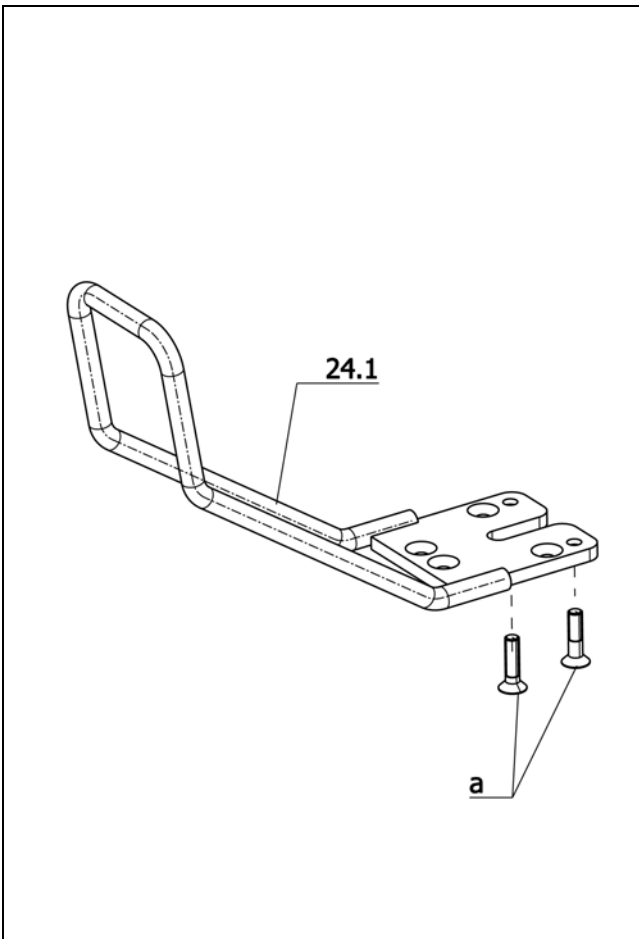
Item	Article-No:	Pc	Description
–	1 070 796	1	Operating module br. Code 4789 e Oper. module R-NET(Code 702)
15.3	206 905 700	1	Operating module for attendant R-NET electronic for Code 4789
15.1	8 461 574	1	SUPPORT PLATE FOR DSB- ATTANDANT
15.2	8 438 432	1	cross grip screw, black M 6 X 15 with point AD=40
15.4	8 108 509	1	DISTANCER SLEEVE F.OPER.MODULE BPS 21 AVANTAGE
15.5	8 104 884	1	ANGLE PLATE WITH NUTS FOR ADD. ATTENDANT CONTROL
15.6	1 070 793	1	Adjustment tube
15.7	205 114 800	1	WING SCREW M 6 X 15
15.8	1 059 665	1	Head support clamp (without receptacle)
15.9	1 059 664	3	Head support bracket (incl. hex. socket receptacle)
a	207 633 400	2	Countersunk head screw DIN 7991 M6x16
b	205 027 100	2	Plastic slide GL 18 black
c	209 005 400	1	Filister flat head screw, M6x12
d	207 352 100	4	CYLINDER SCREW DIN7984 M 6 X 25 8.8 A3T
e	207 303 500	4	Cheese head screw DIN 912 M5x30
f	207 322 000	2	Locknut,DIN 980/8,M5
–	207 429 300	2	Locking washer S5
–	206 907 700	1	BUS-cable 0.5m (R-NET)
–	1 002 850	2	Clamping piece
–	207 350 200	2	Cheese head screw,M 6x12-8.8 A3T DIN6912

**iChair mc2 1.611 / c**  
**Component unit: Steering**



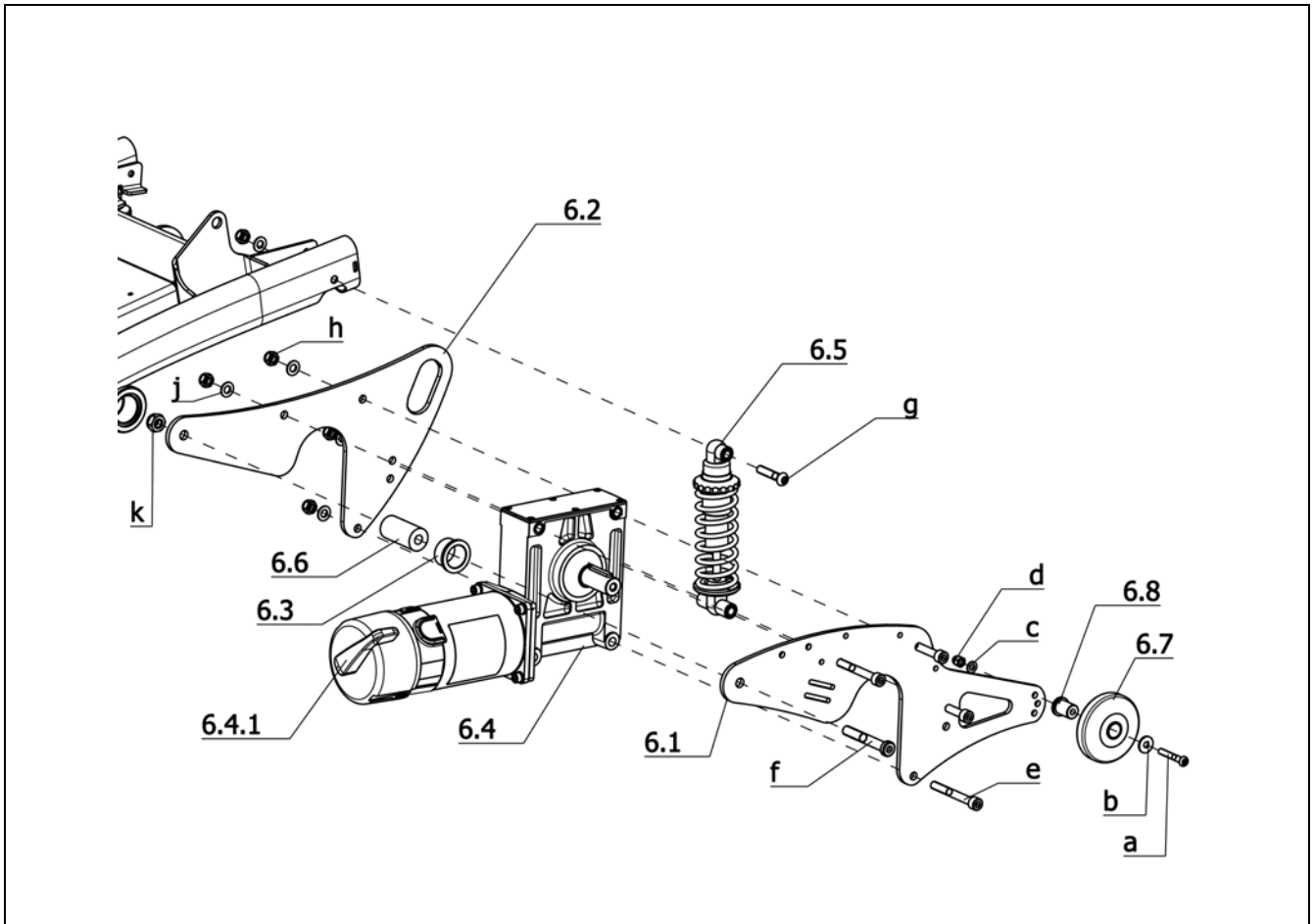
**Sub Unit: Operating modules**

Item	Article-No:	Pc	Description
15.1	1 063 862	1	Oper.module Code 408-682-932 VR2 w 2 adjustments light.
15.1	401 063 862	1	Exc-Oper.module C 408-682-932 VR2 w 2 adjustments light.
15.2	206 849 700	1	Oper.module standard display R-NET code 415-702
15.2	426 849 700	1	Exc.-oper.module stand display R-NET code 415-702
15.3	206 849 900	1	Oper.module colour display R-NET code 416-702
15.3	426 849 900	1	Exc.-oper.module col. display R-NET code 416-702



**Sub Unit: Code 4874; Protection rail for operating module**

Item	Article-No:	Pc	Description
-	1 070 778	1	Protection lever asmb.Cd. 4874 (refit kit w screws)
24.1	1 070 783	1	Protection bracket
a	207 137 300	2	countersunk screw with hexagon M 5 X 20 10.9 A2R 8013656



**Sub Unit: Drive**

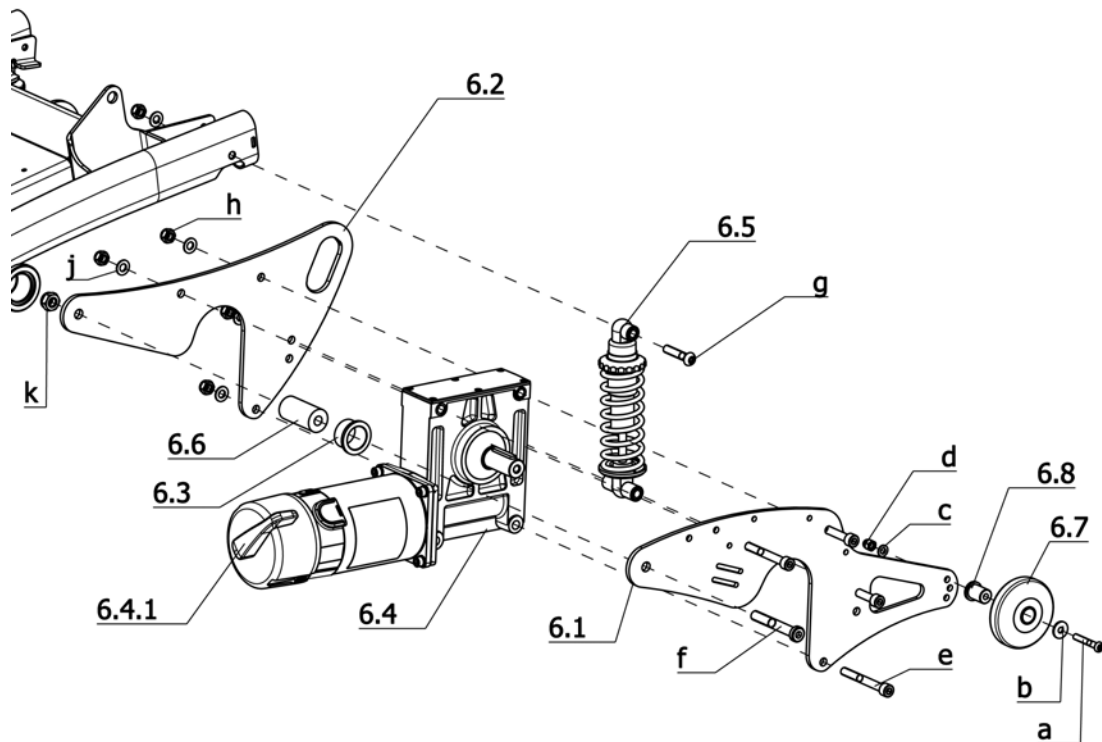
Item	Article-No:	Pc	Description
6.1	1 069 761	2	Outer drive rocker
6.2	1 069 762	2	Inner drive rocker
6.3	206 554 900	4	FLANGE SLEEVE NO.5069
6.4.1	5 006 659	2	Brake handle with gasket
-	1 071 200	2	Brake handle (motor disengage)
-	206 606 400	2	Gasket (for AMT with 1071200)
6.6	1 069 769	2	Rocker axle
6.7	206 271 706	2	DEFLECTOR ROLL D=75 BLACK RAL 9005
6.8	1 063 985	2	Flange sleeve
a	207 380 300	2	Fillister head screw, DIN 7380 M 6x40-10.9
b	207 335 100	2	Washer DIN 9021-B6,4 ST A3T
c	207 330 200	2	Washer, DIN 125-B6,4 St. A3T
d	207 010 300	2	Cap nut M6 DIN 1587
e	207 194 100	8	Cheese head screw M8X70 DIN 912 8.8 A3T
f	207 597 900	2	Cheese head screw M10x70 DIN7984 - 8.8 A3T
g	207 381 000	2	Fillister head screw ISO 7380 M8x40-10.9 A3T
h	207 320 200	10	Locknut DIN 985 M8-8 A3T
j	207 330 300	10	Washer DIN 125 - B8,4 ST A3T
k	207 322 100	2	Locknut DIN 980/8 M10
-	206 923 500	1	Carbon brush set 1x per motor for 1.611/1.612 (2 pieces) AMT

**Sub Unit: Drive**

Item	Article-No:	Pc	Description
			<b>Code 115; Speed 6km</b>
6.4	1 068 875	1	Drive left "220W
6.4	401 068 875	1	Exch.-drive left "220W
6.4a	1 068 876	1	Drive right "220W
6.4a	401 068 876	1	Exch.-drive right "220W
			<b>Code 117; Speed 10km</b>
6.4	1 068 873	1	Drive left "300W
6.4	401 068 873	1	Exch.-drive left "300W
6.4a	1 068 874	1	Drive right "300W
6.4a	401 068 874	1	Exch.-drive right "300W
			<b>Code 891; User weight up to 160kg</b>
6.5	206 309 700	2	Damper R=20 N/mm "L=175mm
			<b>Code 892; User weight up to 120kg</b>
6.5	206 310 200	2	Damper R=15 N/mm "L=175mm



iChair mc2 1.611 / c  
Component unit: Drive

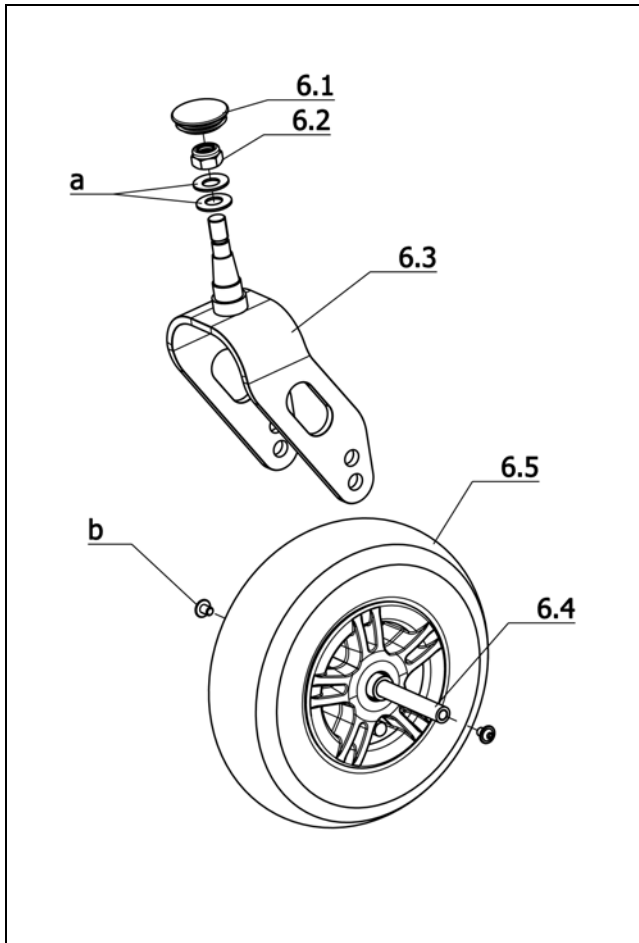


Sub Unit: Code 702-903; Electronic R-Net – reinforced version

Item	Article-No:	Pc	Description
6.1	1 069 761	2	Outer drive rocker
6.2	1 069 762	2	Inner drive rocker
6.3	206 554 900	4	FLANGE SLEEVE NO.5069
6.4.1	5 006 659	2	Brake handle with gasket
-	1 071 200	2	Brake handle (motor disengage)
-	206 606 400	1	Gasket (for AMT with 1071200)
6.6	1 069 769	2	Rocker axle
6.7	206 271 706	2	DEFLECTOR ROLL D=75 BLACK RAL 9005
6.8	1 063 985	2	Flange sleeve
a	207 380 300	2	Fillister head screw, DIN 7380 M 6x40-10.9
b	207 335 100	2	Washer DIN 9021-B6,4 ST A3T
c	207 330 200	2	Washer, DIN 125-B6,4 St. A3T
d	207 010 300	2	Cap nut M6 DIN 1587
e	207 194 100	8	Cheese head screw M8X70 DIN 912 8.8 A3T
f	207 597 900	2	Cheese head screw M10x70 DIN7984 - 8.8 A3T
g	207 381 000	2	Fillister head screw ISO 7380 M8x40-10.9 A3T
h	207 320 200	10	Locknut DIN 985 M8-8 A3T
j	207 330 300	10	Washer DIN 125 - B8,4 ST A3T
k	207 322 100	2	Locknut DIN 980/8 M10
-	206 923 600	1	Carbon brush set 1x per motor for 1.595/1.614 (4 pieces) AMT

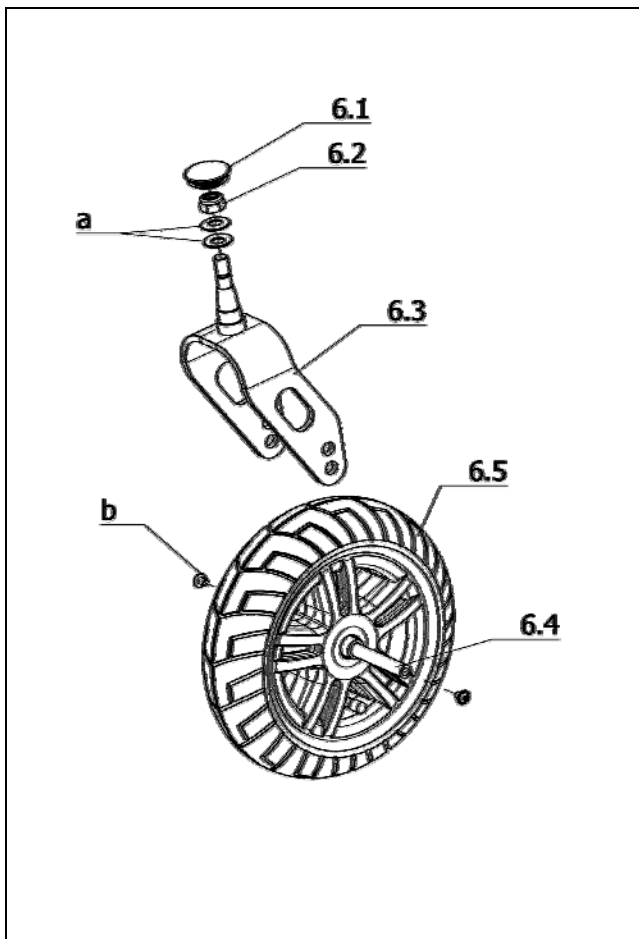
Sub Unit: Code 702-903; Electronic R-Net – reinforced version

Item	Article-No:	Pc	Description
			<b>Code 115; Speed 6km</b>
6.4	1 071 230	1	Drive left "300W; 2750U/min; I=28.7/1 AMT
6.4	401 071 230	1	Exch.-drive left "300W; 2750U/min; I=28.7/1 AMT
6.4a	1 071 231	1	Drive right "300W; 2750U/min; I=28.7/1 AMT
6.4a	401 071 231	1	Exch.-drive right "300W; 2750U/min; I=28.7/1 AMT
			<b>Code 117; Speed 10km</b>
6.4	1 073 802	1	Drive left "350W; 4300U/min; I=28.7/1 AMT
6.4	401 073 802	1	Exch.-drive left "350W; 4300U/min; I=28.7/1 AMT
6.4a	1 073 803	1	Drive right "350W; 4300U/min; I=28.7/1 AMT
6.4a	401 073 803	1	Exch.-drive right "350W; 4300U/min; I=28.7/1 AMT
			<b>Code 891; User weight up to 160kg</b>
6.5	206 309 700	2	Damper R=20 N/mm "L=175mm
			<b>Code 892; User weight up to 120kg</b>
6.5	206 310 200	2	Damper R=15 N/mm "L=175mm



**Sub Unit: Code 163; Steering wheel 230 x 70 (9")**

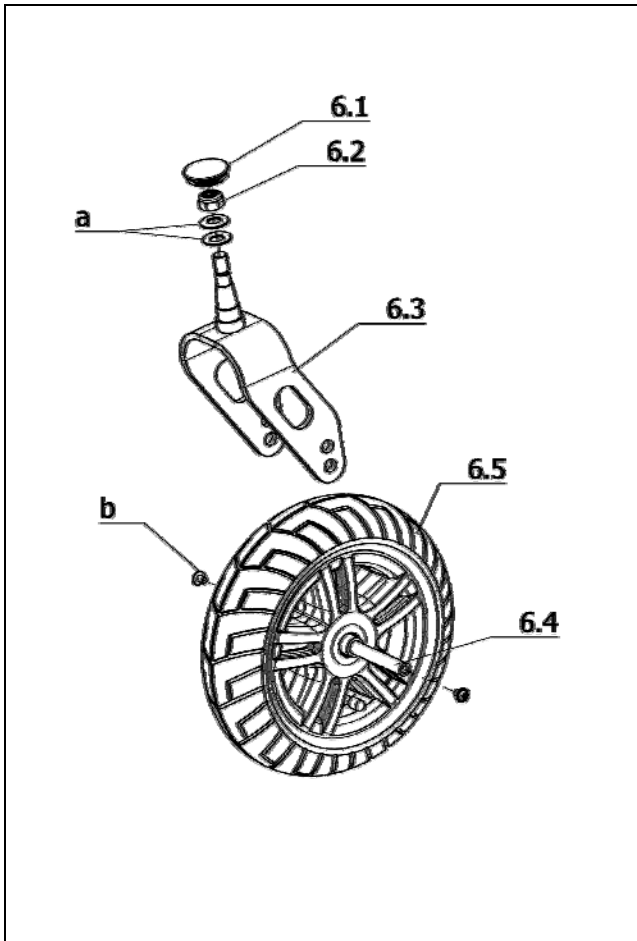
Item	Article-No:	Pc	Description
6.1	205 204 406	2	Cap
6.2	207 322 200	2	Locknut DIN 980/8 M12x1,5-5 A3T
6.3	1 070 851	2	Steering fork for 9" and 10" Steering wheel
6.4	1 069 366	2	Axle L=91mm D=11.9mm (2xM8)
a	206 340 100	4	Cup spring A 25 DIN 2093 ST
b	207 018 700	4	Fillister head screw M 8 x 12 10.9 AZR POLY-LOK
<b>Code 146; Puncture safe tyres for steering wheels</b>			
6	1 070 870	1	Steering wheel left asmb. 9" Code 146-163-909
6.5	1 070 868	1	Steering wheel left 9" Code 146-163-909
6a	1 070 871	1	Steering wheel right asmb. 9" Code 146-163-909
6.5a	1 070 869	1	Steering wheel right 9" Code 146-163-909
-	206 126 100	2	Tube 2.80/2.50-4
-	206 126 000	2	Tyre "2.80/2.50-4 for 9" grey"
<b>Code 900; Puncture proof tyres for steering wheels</b>			
6	1 070 875	1	Steering wheel left asmb. 9" Code 163-900-909
6.5	1 070 873	1	Steering wheel left 9" Code 163-900-909
6a	1 070 876	1	Steering wheel right asmb 9" Code 163-900-909
6.5a	1 070 874	1	Steering wheel right 9" Code 163-900-909



**Sub Unit: Code 142; Steering wheel 260 x 70 (10")**

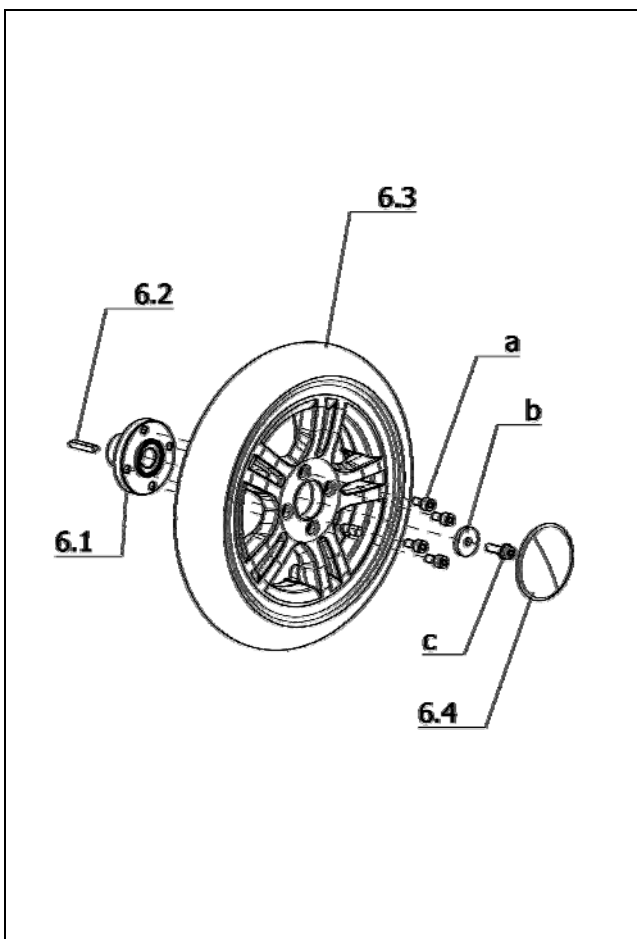
Item	Article-No:	Pc	Description
6.1	205 204 406	2	Cap
6.2	207 322 200	2	Locknut DIN 980/8 M12x1,5-5 A3T
6.3	1 070 851	2	Steering fork for 9" and 10" Steering wheel
6.4	1 069 366	2	Axle L=91mm D=11.9mm (2xM8)
a	206 340 100	4	Cup spring A 25 DIN 2093 ST
b	207 018 700	4	Fillister head screw M 8 x 12 10.9 AZR POLY-LOK
<b>Code 146-908; Puncture protected tyres for steering wheels – Tyres black</b>			
6	1 070 854	1	Steering wheel left asmb. 10" Code 142-146-908
6.5	1 070 846	1	Steering wheel left 10" Code 142-146-908
6a	1 070 855	1	Steering wheel right asmb.10" Code 142-146-908
6.5a	1 070 847	1	Steering wheel right 10" Code 142-146-908
-	206 126 500	2	Tube 3.00-6 for 10"
-	206 126 800	2	"Casing 3.00-6 for 10" black" (puncture protected)
<b>Code 146-909; Puncture protected tyres for steering wheels – Tyres grey</b>			
6	1 070 852	1	Steering wheel left asmb. 10" Code 142-146-909
6.5	1 069 121	1	Steering wheel left 10" Code 142-146-909
6a	1 070 853	1	Steering wheel right asmb.10" Code 142-146-909
6.5a	1 070 845	1	Steering wheel right 10" Code 142-146-909
-	206 126 500	2	Tube 3.00-6 for 10"
-	206 126 400	2	Tyre 3.00-6 for 10" grey

iChair mc2 1.611 / c  
Component unit: Chassis



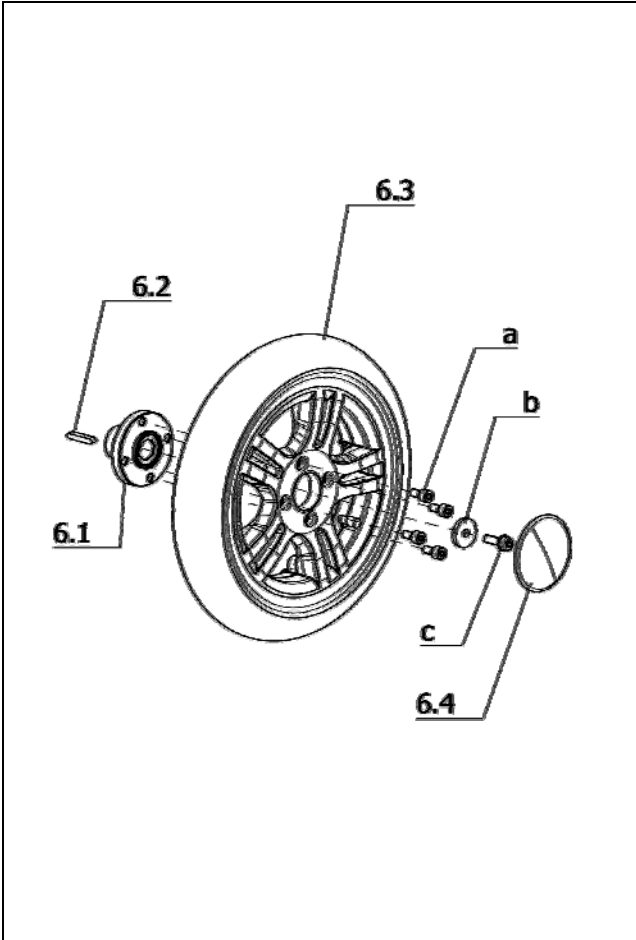
**Sub Unit: Code 142; Steering wheel 260 x 70 (10")**

Item	Article-No:	Pc	Description
<b>Code 900-908; Puncture proof tyres for steering wheels – Tyres black</b>			
6	1 070 859	1	Steering wheel left asmb. 10"" Code 142-900-908
6.5	1 070 849	1	Steering wheel left 10"" Code 142-900-908
6a	1 070 860	1	Steering wheel right asmb.10"" Code 142-900-908
6.5	1 070 850	1	Steering wheel right 10"" Code 142-900-908
<b>Code 900-909; Puncture proof tyres for steering wheels – Tyres grey</b>			
6	1 070 857	1	Steering wheel left asmb. 10"" Code 142-900-909
6.5	1 069 122	1	Steering wheel left 10"" Code 142-900-909
6a	1 070 858	1	Steering wheel right asmb.10"" Code 142-900-909
6.5a	1 070 848	1	Steering wheel right 10"" Code 142-900-909



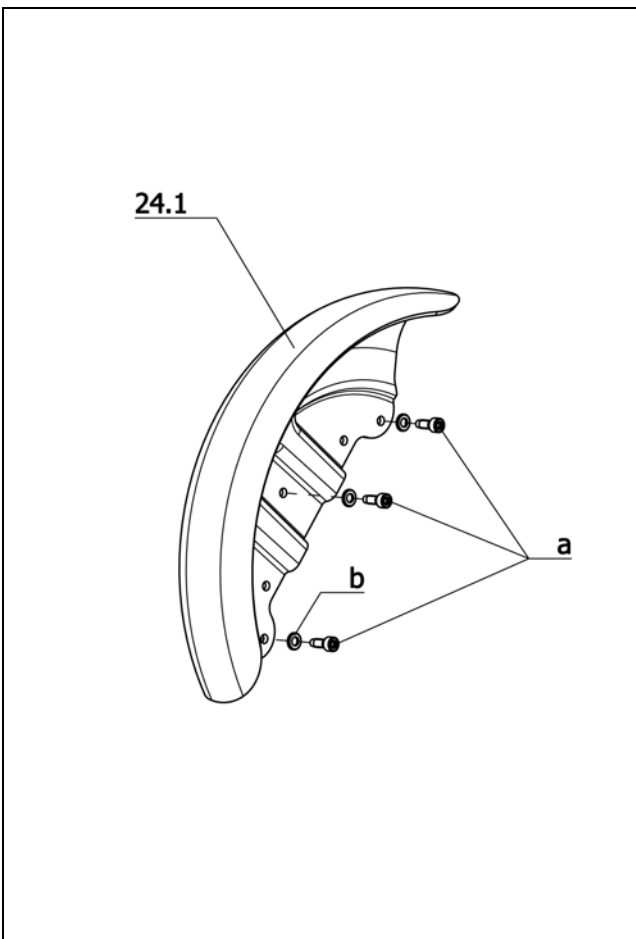
**Sub Unit: Code 815; Wheel ø320mm (12½")**

Item	Article-No:	Pc	Description
6.1	1 069 129	2	Tappet hub for drive wheel
6.2	207 055 900	2	Spring key DIN 6995 A6x6x36St
6.4	1 070 478	2	Cover cap drive wheel 12"" 14"" AL-rim"
a	207 303 800	8	Cheese head screw, DIN 912, M 8x20-8.8, VC3 coated ->Tighten screw with 30Nm during assembly.
b	1 054 958	2	WASHER
c	205 598 000	2	Hexagon screw M8x25 VERBUSRIPP
<b>Code 482-909; Standard air tyres (cleat profile) – Tyre grey</b>			
6.3	1 074 581	2	"Drive wheel 12 1/2 x 2 1/4"" Code 482-815-909 cleat profile
-	206 117 002	2	Blanket/casing, 12 1/2x2 1/4", grey
-	206 127 100	2	Tube 12 1/2 x 2 1/4""
<b>Code 846-909; Puncture protected tyres for drive wheels – Tyres grey</b>			
6.3	1 070 862	1	Drive wheel left 12"" Code 751-815-846-909
6.3a	1 070 863	1	Drive wheel right 12"" Code 751-815-846-909
-	206 127 000	2	Tyre 12 1/2 x 2 1/4"" grey
-	206 127 100	2	Tube 12 1/2 x 2 1/4""



**Sub Unit: Code 815; Wheel ø320mm (12½")**

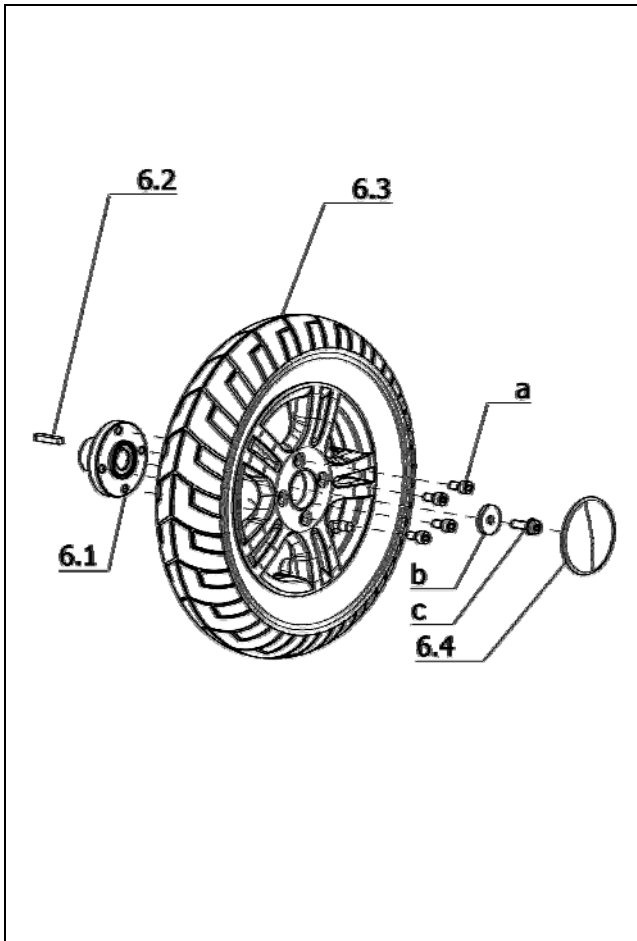
Item	Article-No:	Pc	Description
			<b>Code 904-909; Puncture proof tyres (standard profile) - tyre grey</b>
6.3	1 070 865	1	Drive wheel left 12" Code 751-815-904-909
6.3a	1 070 866	1	Drive wheel right 12" Code 751-815-904-909
			<b>Code 905-909; Puncture proof tyres (cleat profile) – Tyre grey</b>
6.3	1 074 583	2	"Drive wheel 12 1/2 x 2 1/4" Code 815-905-909 cleat profile
-	206 123 900	2	Flexel inlay 12 1/2 x 2 1/4" with profile C-628



**Sub Unit: Code 815-824; Wheel size 12½" – Splash guard for drive wheel**

Item	Article-No:	Pc	Description
-	1 070 525	1	Splash guard for drive wheels 12 1/2" (1 pair) code 824
24.1	1 070 523	1	Splash guard for drive wheels left 12 1/2" (w/o ass. parts)
24.1a	1 070 524	1	Splash guard for drive wheels right 12 1/2" (w/o ass. parts)
a	207 650 800	6	CYLINDER SCREW M6X16 DIN7500 ST A3T
b	207 330 200	6	Washer, DIN 125-B6, 4 St. A3T

iChair mc2 1.611 / c  
Component unit: Chassis

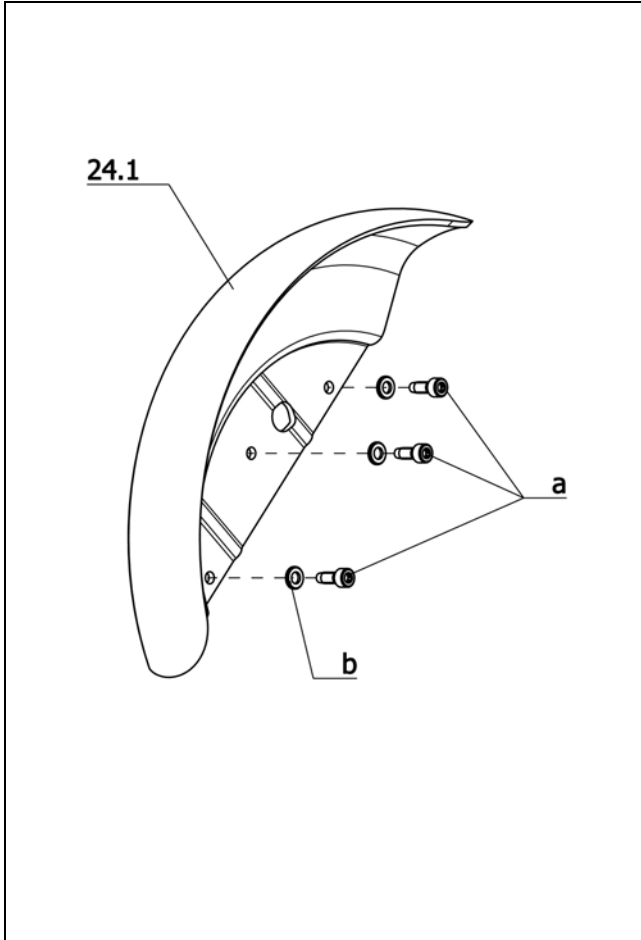


**Sub Unit: Code 460; Drive wheel ø356mm (14")**

Item	Article-No:	Pc	Description
6.1	1 069 130	2	Tappet hub for drive wheel 14"
6.2	207 055 900	2	Spring key DIN 6995 A6x6x36St
6.4	1 070 478	2	Cover cap drive wheel 12" 14" AL-rim"
a	207 303 800	8	Cheese head screw, DIN 912, M 8x20-8.8, VC3 coated ->Tighten screw with 30Nm during assembly.
b	1 054 958	2	WASHER
c	205 598 000	2	Hexagon screw M8x25 VERBUSRIPP
<b>Code 482-909; Standardluftbereifung (Stollenprofil) – Bereifung grau</b>			
6.3	1 074 585	2	"Drive wheel 14" cleat profil pneumatic Code 460-482-909
-	206 129 600	2	"Casing 3.00-8 grey for 14" cleat profile 0334
-	206 127 400	2	Tube 3.00-8 for 14"
<b>Code 846-909; Puncture protected tyres for drive wheels – Tyres grey</b>			
6.3	1 069 126	1	Drive wheel right 14" Code 460-846-909
6.3a	1 069 125	1	Drive wheel left 14" Code 460-846-909
-	206 127 900	2	Tyre "3.00-8 for 14" grey"
-	206 127 400	2	Tube 3.00-8 for 14"
<b>Code 846-908; Puncture protected tyres for drive wheels – Tyres black</b>			
6.3	1 070 479	1	Drive wheel left 14" Code 460-846-908
6.3a	1 070 840	1	Drive wheel right 14" Code 460-846-908
-	206 127 500	2	Tyre 3.00-8 for 14" black
-	206 127 400	2	Tube 3.00-8 for 14"

**Sub Unit: Code 460; Drive wheel ø356mm (14")**

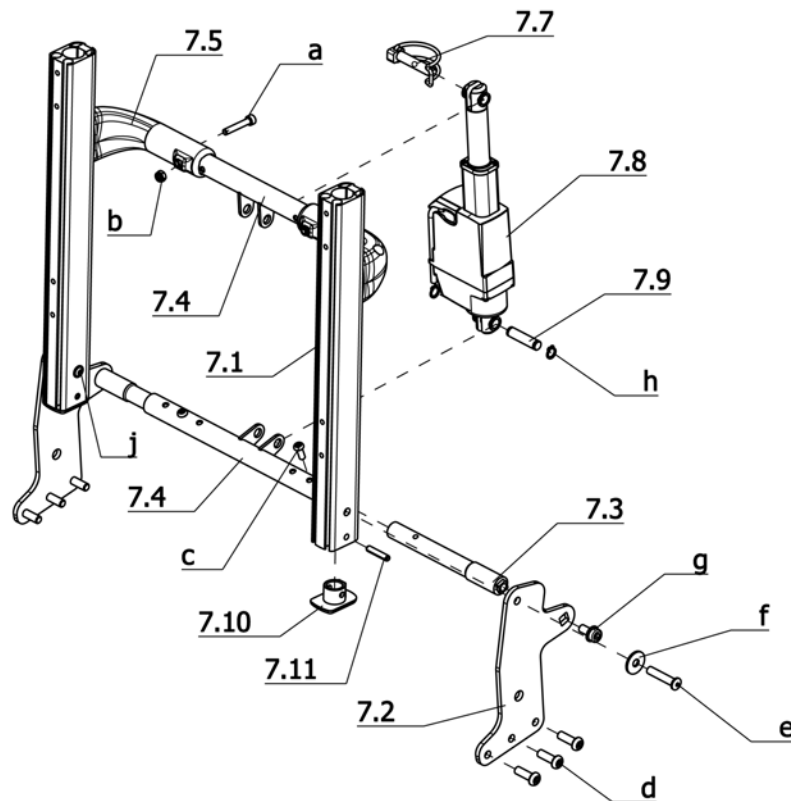
Item	Article-No:	Pc	Description
<b>Code 904-908; Puncture safe tyres – Tyres black</b>			
6.3	1 070 841	1	Drive wheel left 14" Code 460-904-908
6.3a	1 070 842	1	Drive wheel right 14" Code 460-904-908
<b>Code 904-909; Puncture proof tyres (standard profile) - tyre grey</b>			
6.3	1 069 127	1	Drive wheel left 14" Code 460-904-909
6.3a	1 069 128	1	Drive wheel right 14" Code 460-904-909
<b>Code 905-909; Pannensichere Bereifung (Stollenprofil) – Bereifung grau</b>			
6.3	1 074 587	2	"Drive wheel 14" cleat profil puncture proof Code460-905-909



**Sub Unit: Code 824-460; Splash guard for drive wheel – Wheel size 14"**

Item	Article-No:	Pc	Description
-	1 070 520	1	Splash guard f drive wh. 14" (1 pair) code 824
24.1	1 070 521	2	Splash guard f drive wh. 14" 1 pc (w/o assembly parts)
a	207 650 800	6	CYLINDER SCREW M6X16 DIN7500 ST A3T
b	207 330 200	6	Washer, DIN 125-B6,4 St. A3T

**iChair mc2 1.611 / c**  
**Component unit: Back support**



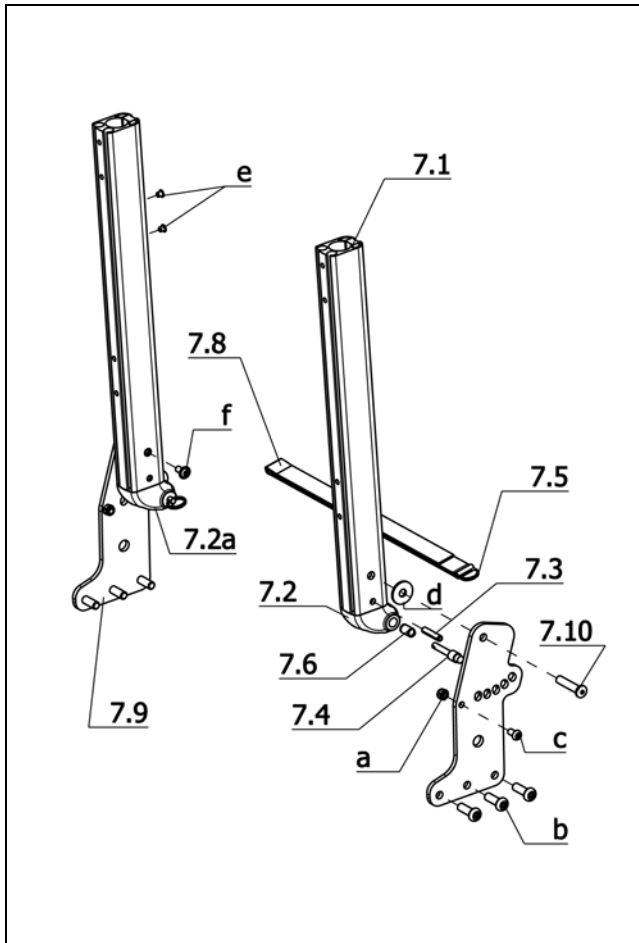
**Sub Unit: Code 25; Electrically adjustable back support**

Item	Article-No:	Pc	Description
7.2	1 070 881	2	Adjustment plate
7.3	1 070 531	2	Connector pignion
7.5	1 069 947	2	Back bracket
7.7	205 662 000	1	Spring bolt 10x50
7.8	1 070 533	1	Adjustment drive asmb. Code 25
-	1 070 517	1	Adjustment cable(actuator cabl L=900 mm)
-	206 909 100	1	Cable protection
7.9	1 054 431	1	Bolt
7.10	1 069 952	2	Lower cap (back tube profile)
7.11	207 914 000	2	Dowel pin
a	207 350 800	2	Cheese head screw M6x35 DIN798 4 - 8.8 A3T
b	207 320 100	2	Locknut, DIN 980/8, M6, A3T
c	207 380 200	2	Filister head screw DIN 7380 M 6x30 10,9 A3T
-	207 320 000	2	Locking cap nut DIN 986 M6-8 A3T
d	207 382 000	6	FILISTER HEAD SCREW W HEX.SOC. M 8 X 25 10.9 A2R
e	1 070 790	2	Hinge bolt
f	207 877 300	2	WASHER B/8.4 DIN 9021
g	205 592 600	2	Screw W251 M8x16
h	207 022 100	2	Locking ring DIN 471-10x1
j	209 005 400	2	Filister flat head screw, M6x12
-	1 071 616	1	Tilt switch (cable L=950mm)
-			->Attention! Tilt sensor shall always be fitted to the tube of the back support.
-	1 071 439	1	Tilt switch (version france)
-			->Attention! Tilt sensor shall always be fitted to the tube of the back support.

**Sub Unit: Code 25; Electrically adjustable back support**

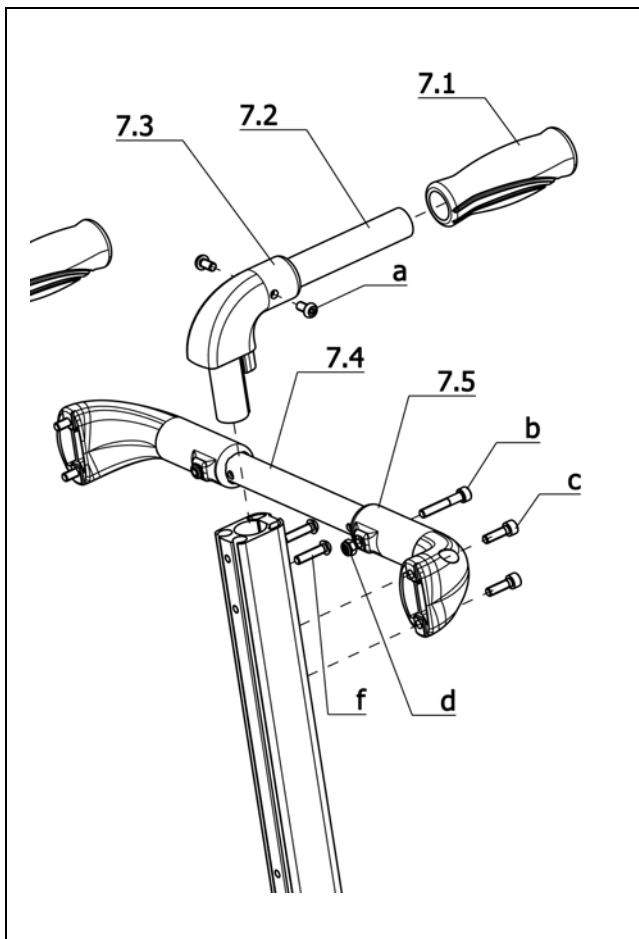
Item	Article-No:	Pc	Description
-	1 074 113	1	Back support code 25-38/43/48 (Please note seat width) <b>Code 38/43/48; Seat width 38/43/48cm</b>
7.1	1 067 260	2	Backrest tube
7.4	1 070 530	2	Horizontal connection for SW 38-48 cm <b>Code 24; Side yoke fold-away</b>
-	1 075 405	1	Back supp. Code 24-25-38/43/48 (Please note seat width)
7.1	1 075 403	2	Backrest tube for Code 24 <b>Code 53; Seat width 53cm</b>
-	1 071 413	1	Back support asmb. Code 25-53
7.4	1 071 412	2	Horizontal connection FOR SW 53 CM ->Refitting to 43 and 48cm possible. <b>Code 24; Side yoke fold-away</b>
-	1 075 408	1	Back support asmb. Code 24-25-53
7.1	1 075 403	2	Backrest tube for Code 24

**iChair mc2 1.611 / c**  
**Component unit: Back support**



**Sub Unit: Code 401; Back support mechan. adj.**

Item	Article-No:	Pc	Description
7.2	1 070 907	1	Back sup. locking device left
7.2a	1 070 908	1	Back sup. locking device right
7.3	207 914 000	2	Dowel pin
7.4	1 069 943	2	Locking bolt
7.5	205 636 600	2	Keyring, 20 mm
7.6	206 303 600	2	Compression spring D-160 D/9 D/1 19 long
7.8	5 005 402	1	Release belt, seat width 33-45
7.9	1 070 880	2	Adjustment plate
7.10	1 070 790	2	Hinge bolt
a	207 417 500	2	Locknut, M6
b	207 382 000	6	FILISTER HEAD SCREW W HEX.SOC. M 8 X 25 10.9 A2R
c	207 381 200	2	Filister head screw, M6 x 12 DIN 7380
d	207 877 300	2	WASHER B/8.4 DIN 9021
e	205 048 100	4	Cover plug, B 8/5, black
f	209 005 400	2	Filister flat head screw, M6x12
-	205 046 200	2	Geto-Snap cover cap
<b>Code 401; Back support mechan. adj.</b>			
-	1 069 944	1	Back support asmb.
7.1	1 067 260	2	Backrest tube
<b>Code 24-401; Side bar, fold-away – Manually reclining backrest</b>			
-	1 075 404	1	Back support asmb. Code 24-401
7.1	1 075 403	2	Backrest tube for Code 24

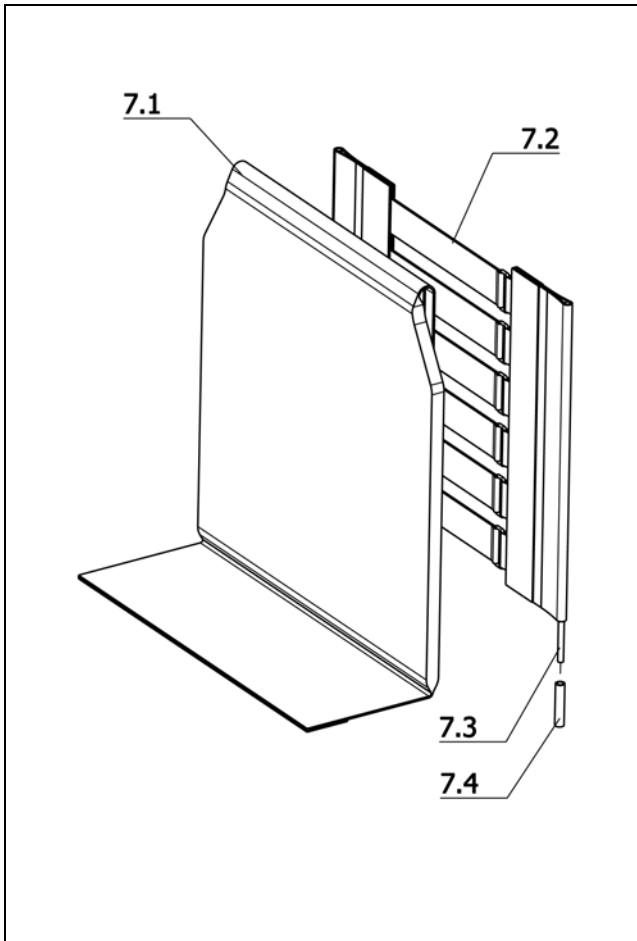


**Sub Unit: Code 410; Pushing handle standard**

Item	Article-No:	Pc	Description
7.1	205 032 100	2	handle
7.2	1 070 548	2	Push handle tube
7.3	1 067 263	2	Push handle bracket
7.5	1 069 947	2	Back bracket
a	207 382 500	4	FIL. HEAD SCREW HEX SOCK+FLAT M 6 X 12 10.9 LUG TUF-LO
b	207 350 800	2	Cheese head screw M6x35 DIN798 4 - 8.8 A3T
c	207 300 800	4	Cheese head screw, DIN 912 M 6x20-8.8
d	207 320 100	2	Locknut, DIN 980/8, M6, A3T
f	207 380 100	4	Filister head screw
7.4	1 070 535	1	Back stiffening tube (applicable for SW 38/43/48cm)
7.4	1 071 408	1	Back stiffening tube (applicable for SW 43/48/53cm)
<b>Code 25; Electrically adjustable back support</b>			
7.4	1 070 530	1	Horizontal connection for SW 38-48 cm
7.4	1 071 412	1	Horizontal connection FOR SW 53 CM ->Refitting to 43 and 48cm possible.
-	5 006 662	2	Push handle asmb.(1 piece)

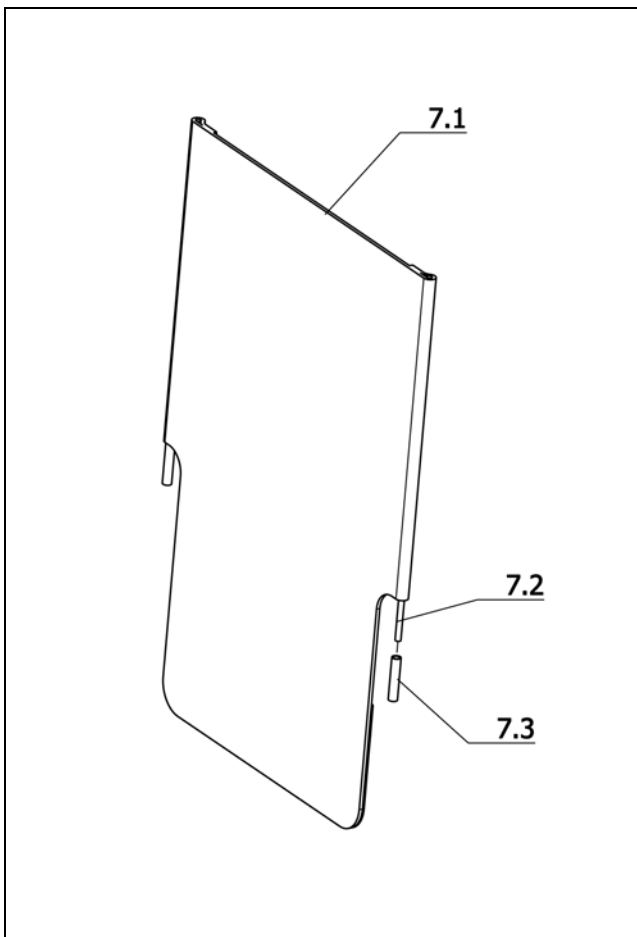


iChair mc2 1.611 / c  
Component unit: Back support



**Sub Unit: Code 736; Adjustable back strap belt w/o cushion**

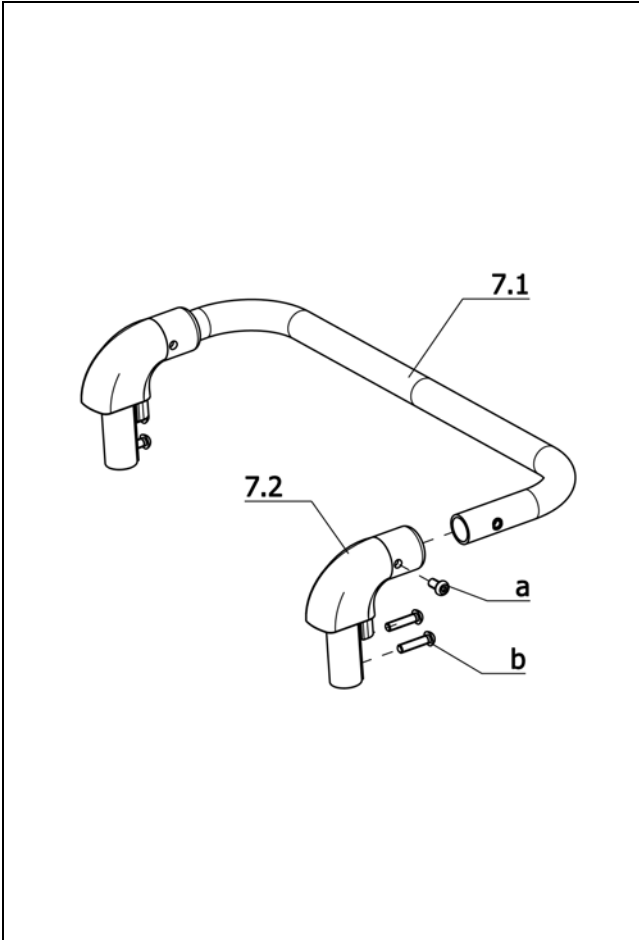
Item	Article-No:	Pc	Description
7.2	1 070 949	1	Back support belt (inner adj strap)
7.3	205 056 906	2	Round section, D6 x 420
7.4	1 070 940	2	Tube spacer
<b>Code 38; Seat width 38cm</b>			
7	1 070 954	1	Adjustable back Code 38-287-736
7.1	1 070 951	1	Back support upholstery (flap) for Code 38-287-736
<b>Code 43; Seat width 43cm</b>			
7	1 070 955	1	Adjustable back Code 43-287-736
7.1	1 070 950	1	Back support upholstery (flap) for Code 43-287-736
<b>Code 48; Seat width 48cm</b>			
7	1 070 956	1	Adjustable back Code 48-287-736
7.1	1 070 952	1	Back support upholstery (flap) for Code 48-287-736
<b>Code 53; Seat width 53cm</b>			
7	1 070 957	1	Adjustable back Code 53-287-736
7.1	1 070 953	1	Back support upholstery (flap) for Code 53-287-736



**Sub Unit: Code 737; Backrest, standard**

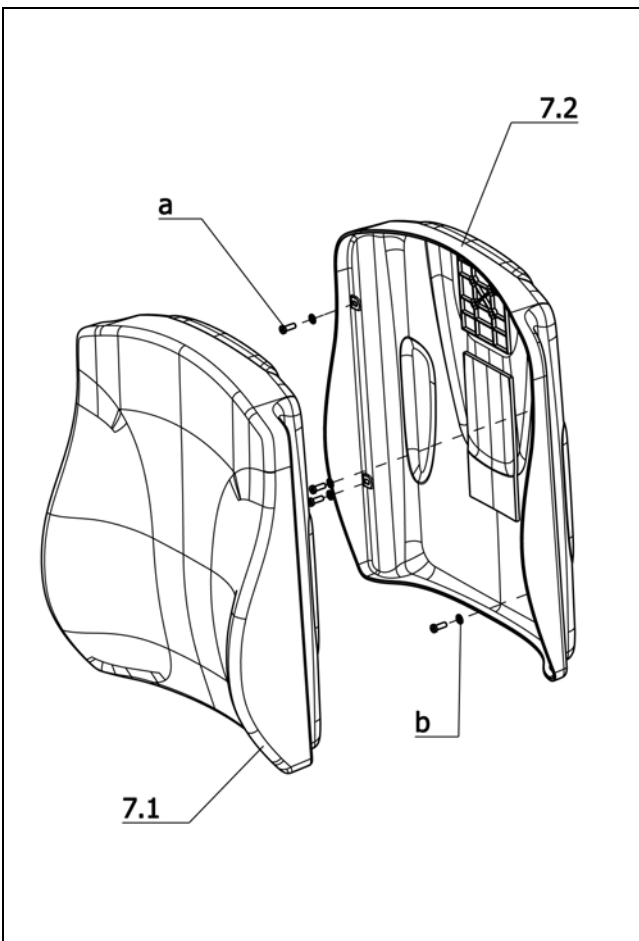
Item	Article-No:	Pc	Description
7.2	205 056 906	2	Round section, D6 x 420
7.3	1 070 940	2	Tube spacer
<b>Code 38; Seat width 38cm</b>			
7	1 070 942	1	Standard back support Code 38-287-737
7.1	1 070 936	1	Standard back support (w/o assembly parts)
<b>Code 43; Seat width 43cm</b>			
7	1 070 941	1	Standard back support Code 43-287-737
7.1	1 070 937	1	Standard back support (w/o assembly parts)
<b>Code 48; Seat width 48cm</b>			
7	1 070 943	1	Standard back support Code 48-287-737
7.1	1 070 938	1	Standard back support (w/o assembly parts)
<b>Code 53; Seat width 53cm</b>			
7	1 070 944	1	Standard back support Code 53-287-737
7.1	1 070 939	1	Standard back support (w/o assembly parts)

**iChair mc2 1.611 / c**  
**Component unit: Back support**



**Sub Unit: Code 814; Horizontal pushing rod**

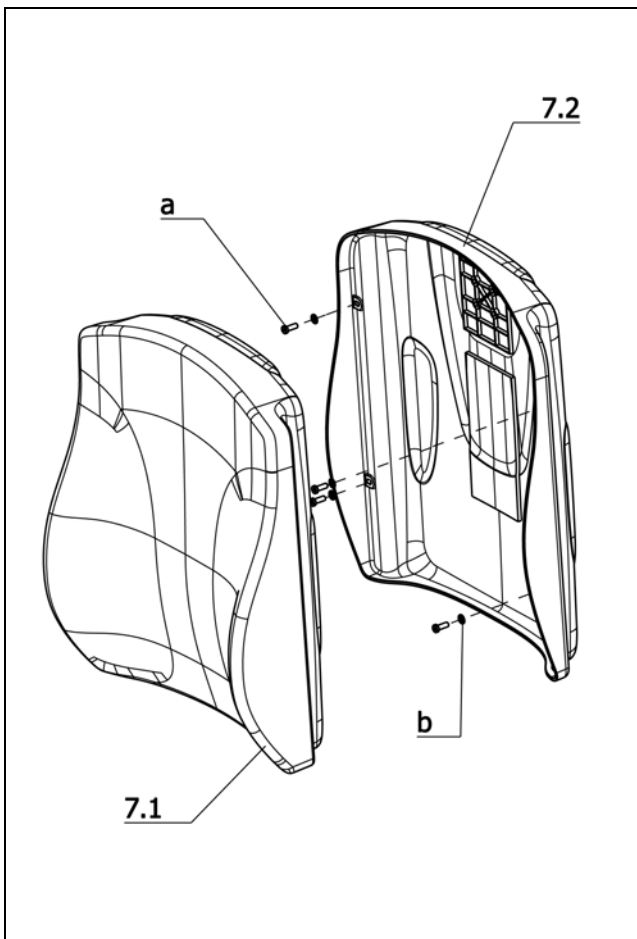
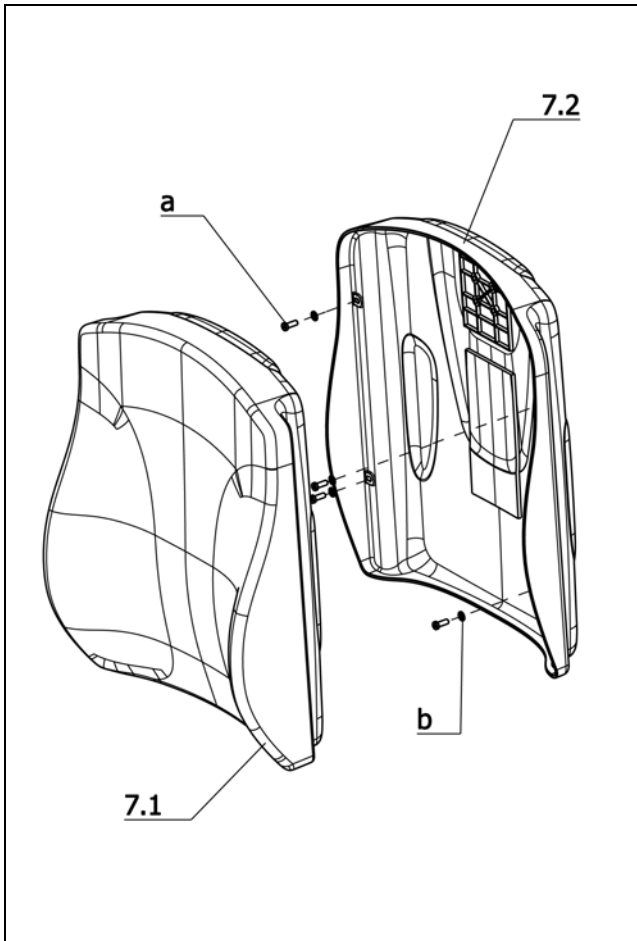
Item	Article-No:	Pc	Description
7.2	1 067 263	2	Push handle bracket
a	207 382 500	2	FIL. HEAD SCREW HEX SOCK+FLAT M 6 X 12 10.9 LUG TUF-LO
b	207 380 100	4	Fillister head screw
<b>Code 38; Seat width 38cm</b>			
7	1 070 545	1	Pushing bar asmb Code 38-814
7.1	1 070 544	1	Pushing bar
<b>Code 43; Seat width 43cm</b>			
7	1 070 543	1	Pushing bar asmb Code 43-814
7.1	1 070 542	1	Pushing bar
<b>Code 48; Seat width 48cm</b>			
7	1 070 547	1	Pushing bar asmb Code 48-814
7.1	1 070 546	1	Pushing bar
<b>Code 53; Seat width 53cm</b>			
7	1 070 549	1	Pushing bar asmb Code 53-814
7.1	1 070 550	1	Pushing bar



**Sub Unit: Code 4980; Incontinency cover black**

Item	Article-No:	Pc	Description
a	207 351 900	4	CYLINDER SCREW M 6 X 16 8.8
b	207 330 200	4	Washer,DIN 125-B6,4 St. A3T
<b>Code 38; Seat width 38cm</b>			
-	1 071 640	1	Back sup. ERGOSEAT asmb black Code 38-949-4980 incont.
7.1	1 071 590	1	Back cushion ERGOSEAT black Code 38-949-4980 incont.
7.2	1 071 598	1	Back shell asmb w/o cushion f uph. Code 38-949 ERGOSEAT
<b>Code 43; Seat width 43cm</b>			
-	1 071 641	1	Back sup. ERGOSEAT asmb black Code 43-949-4980 incont.
7.1	1 071 591	1	Back cushion ERGOSEAT black Code 43-949-4980 incont.
7.2	1 068 725	1	Back shell asmb w/o cushion for cushion Code 43-949
<b>Code 48; Seat width 48cm</b>			
-	1 071 642	1	Back sup. ERGOSEAT asmb black Code 48-949-4980 incont.
7.1	1 071 592	1	Back cushion ERGOSEAT black Code 48-949-4980 incont.
7.2	1 068 726	1	Back shell asmb w/o cushion for cushion Code 48-949
<b>Code 53; Seat width 53cm</b>			
-	1 071 643	1	Back sup. ERGOSEAT asmb black Code 53-949-4980 incont.
7.1	1 071 593	1	Back cushion ERGOSEAT black Code 53-949-4980 incont.
7.2	1 071 599	1	Back shell asmb w/o cushion f uph. Code 53-949 ERGOSEAT

iChair mc2 1.611 / c  
Component unit: Back support

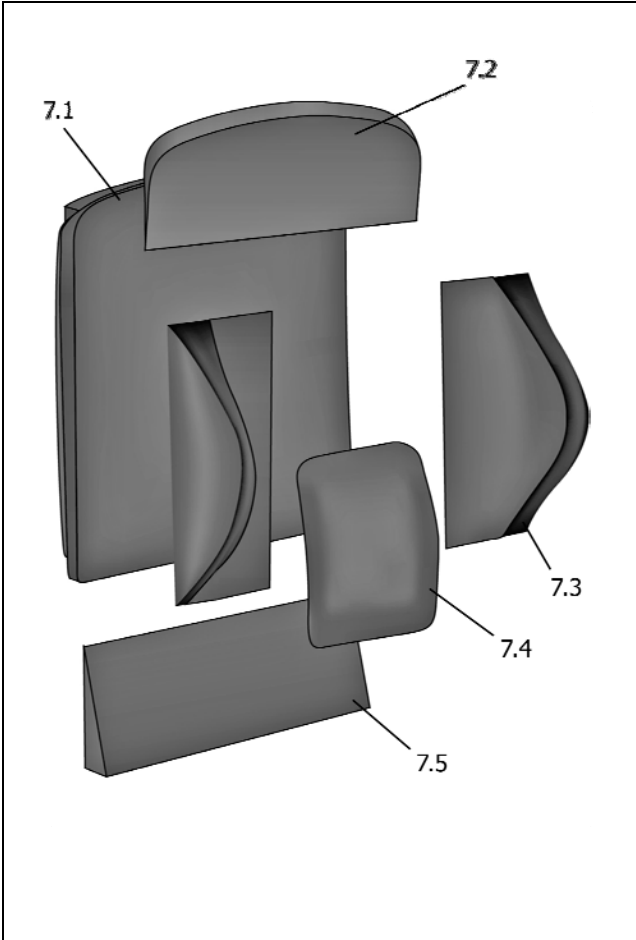


**Sub Unit: Code 254; Synth. leather, black**

Item	Article-No:	Pc	Description
a	207 351 900	4	CYLINDER SCREW M 6 X 16 8.8
b	207 330 200	4	Washer, DIN 125-B6, 4 St. A3T
<b>Code 38; Seat width 38cm</b>			
-	1 071 644	1	Back sup. ERGOSEAT asmb black Code 38-254-949 synth.leath.
7.1	1 071 594	1	Back cushion ERGOSEAT black Code 38-254-949 synth.leath.
7.2	1 071 598	1	Back shell asmb w/o cushion f uph. Code 38-949 ERGOSEAT
<b>Code 43; Seat width 43cm</b>			
-	1 071 645	1	Back sup. ERGOSEAT asmb black Code 43-254-949 synth.leath.
7.1	1 069 726	1	Back cushion ERGOSEAT black Code 43-254-949 synth.leath.
7.2	1 068 725	1	Back shell asmb w/o cushion for cushion Code 43-949
<b>Code 48; Seat width 48cm</b>			
-	1 071 646	1	Back sup. ERGOSEAT asmb black Code 48-254-949 synth.leath.
7.1	1 069 727	1	Back cushion ERGOSEAT black Code 48-254-949 synth.leath.
7.2	1 068 726	1	Back shell asmb w/o cushion for cushion Code 48-949
<b>Code 53; Seat width 53cm</b>			
-	1 071 647	1	Back sup. ERGOSEAT asmb black Code 53-254-949 synth.leath.
7.1	1 071 595	1	Back cushion ERGOSEAT black Code 53-254-949 synth.leath.
7.2	1 071 599	1	Back shell asmb w/o cushion f uph. Code 53-949 ERGOSEAT


**Sub Unit: Code 236; Graphite-grey-fabric**

Item	Article-No:	Pc	Description
a	207 351 900	4	CYLINDER SCREW M 6 X 16 8.8
b	207 330 200	4	Washer, DIN 125-B6, 4 St. A3T
<b>Code 38; Seat width 38cm</b>			
-	1 071 648	1	Back support ERGOSEAT assy Code 38-236-949 uph. grey
7.1	1 071 596	1	Back sup. uph. ERGOSEAT grey for Code 38-236-949 (fabric)
7.2	1 071 598	1	Back shell asmb w/o cushion f uph. Code 38-949 ERGOSEAT
<b>Code 43; Seat width 43cm</b>			
-	1 071 649	1	Back support ERGOSEAT assy Code 43-236-949 uph. grey
7.1	1 068 761	1	Back cushion ERGOSEAT for Code 43-236-949
7.2	1 068 725	1	Back shell asmb w/o cushion for cushion Code 43-949
<b>Code 48; Seat width 48cm</b>			
-	1 071 650	1	Back support ERGOSEAT assy Code 48-236-949 uph. grey
7.1	1 068 762	1	Back cushion ERGOSEAT for Code 48-236-949
7.2	1 068 726	1	Back shell asmb w/o cushion for cushion Code 48-949
<b>Code 53; Seat width 53cm</b>			
-	1 071 651	1	Back support ERGOSEAT assy Code 53-236-949 uph. grey
7.1	1 071 597	1	Back sup. uph. ERGOSEAT grey for Code 53-236-949 (fabric)
7.2	1 071 599	1	Back shell asmb w/o cushion f uph. Code 53-949 ERGOSEAT



Sub Unit: Code 2019; mySeat Backrest			
Item	Article-No:	Pc	Description
-	207 351 900	4	CYLINDER SCREW M 6 X 16 8.8
-	207 330 200	4	Washer, DIN 125-B6, 4 St. A3T
7.3	1 070 067	1	Thorax pads - 1 pair Code 2021
7.4	1 069 804	1	MYSEAT Lordosis corrector smal Code 2022
7.4	1 069 805	1	MYSEAT Lordosis corrector medi Code 2023
7.4	1 069 806	1	MYSEAT Lordosis corrector larg Code 2024
<b>Code 43; Seat width 43cm</b>			
-	1 068 725	1	Back shell asmb w/o cushion for cushion Code 43-949
-	1 069 756	1	MYSEAT Backrest cushion SW43cm Code 2019
7.1	1 069 758	1	MYSEAT Booster cushion SW43cm Backrest cushion Code 2020
7.2	1 069 807	1	MYSEAT Thoracic wedge small for SW43cm (2.5cm) Code 2025
7.2	1 069 809	1	MYSEAT Thoracic wedge medium for SW43cm (3.75cm) Code 2026
7.2	1 069 811	1	MYSEAT Thoracic wedge large for SW43cm (5cm) Code 2027
7.5	1 069 813	1	MYSEAT Lumbar wedge small for SW43cm (2.5cm) Code 2028
7.5	1 069 815	1	MYSEAT Lumbar wedge medium for SW43cm (3.75cm) Code 2029
7.5	1 069 817	1	MYSEAT Lumbar wedge large for SW43cm (5cm) Code 2030

Sub Unit: Code 2019; mySeat Backrest			
Item	Article-No:	Pc	Description
<b>Code 48; Seat width 48cm</b>			
-	1 068 726	1	Back shell asmb w/o cushion for cushion Code 48-949
-	1 069 757	1	MYSEAT Backrest cushion SW48cm Code 2019
7.1	1 069 759	1	MYSEAT Booster cushion SW48cm Backrest cushion Code 2020
7.2	1 069 808	1	MYSEAT Thoracic wedge small for SW48cm (2.5cm) Code 2025
7.2	1 069 810	1	MYSEAT Thoracic wedge medium for SW48cm (3.75cm) Code 2026
7.2	1 069 812	1	MYSEAT Thoracic wedge large for SW48cm (5cm) Code 2027
7.5	1 069 814	1	MYSEAT Lumbar wedge small for SW48cm (2.5cm) Code 2028
7.5	1 069 816	1	MYSEAT Lumbar wedge medium for SW48cm (3.75cm) Code 2029
7.5	1 069 818	1	MYSEAT Lumbar wedge large for SW48cm (5cm) Code 2030





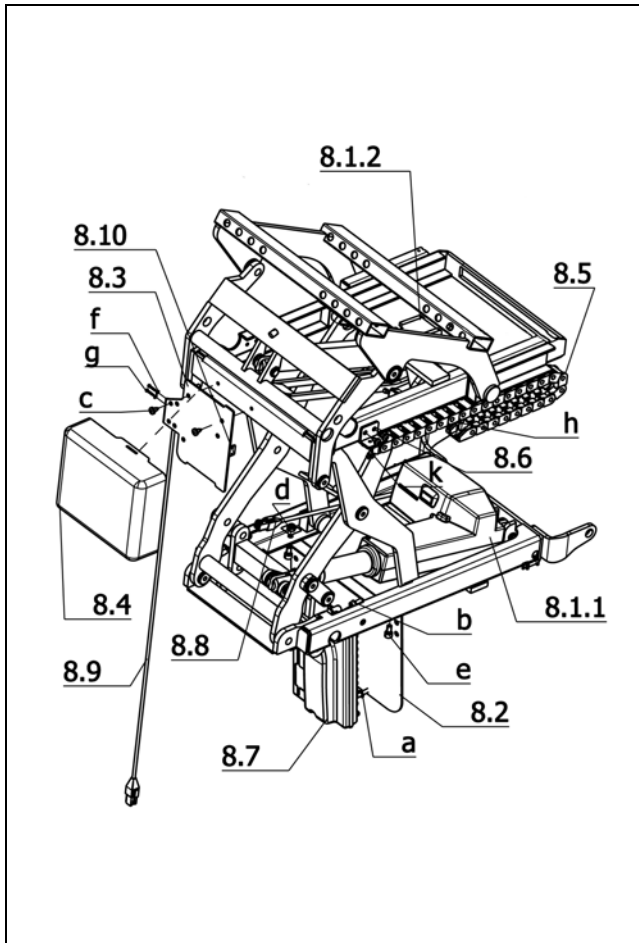
**iChair mc2 1.611 / c**  
**Component unit: Back support**



**Sub Unit: Code 2031; Physiolite Backrest**

Item	Article-No:	Pc	Description
			<b>Code 43; Seat width 43cm</b>
7	1 070 909	1	PHYSIOLITE backrest SW43 for iChair models (40x45cm)
			<b>Code 48; Seat width 48cm</b>
7	1 070 910	1	PHYSIOLITE backrest SW48 for iChair models (45x45cm)





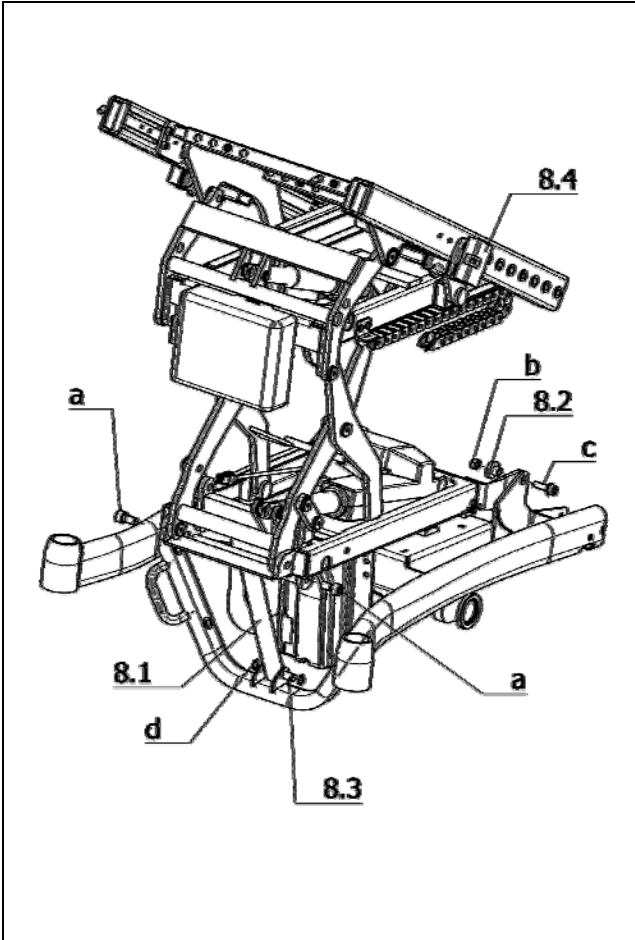
**Sub Unit: Code 27-702; Electric seat height adjustment – Electronic R-Net**

Item	Article-No:	Pc	Description
8.1.1	208 402 600	1	Adjustment motor seat lift 24V 4.3A LA31
8.1.2	208 402 500	1	Adjustment motor seat tilt 24V 4.5A LA28
8.2	1 072 671	1	Electronic plate
8.3	1 074 461	1	Tin
8.4	1 074 460	1	Canopy
8.5	1 073 595	1	Chain for cable management
8.6	1 072 679	1	Holding angle
8.7	0	0	view page Electronic
8.8	1 073 594	1	Motor cable
8.9	1 074 465	1	Microswitch (normally open contact)
8.10	1 002 413	1	Clamping piece

**Sub Unit: Code 27-702; Electric seat height adjustment – Electronic R-Net**

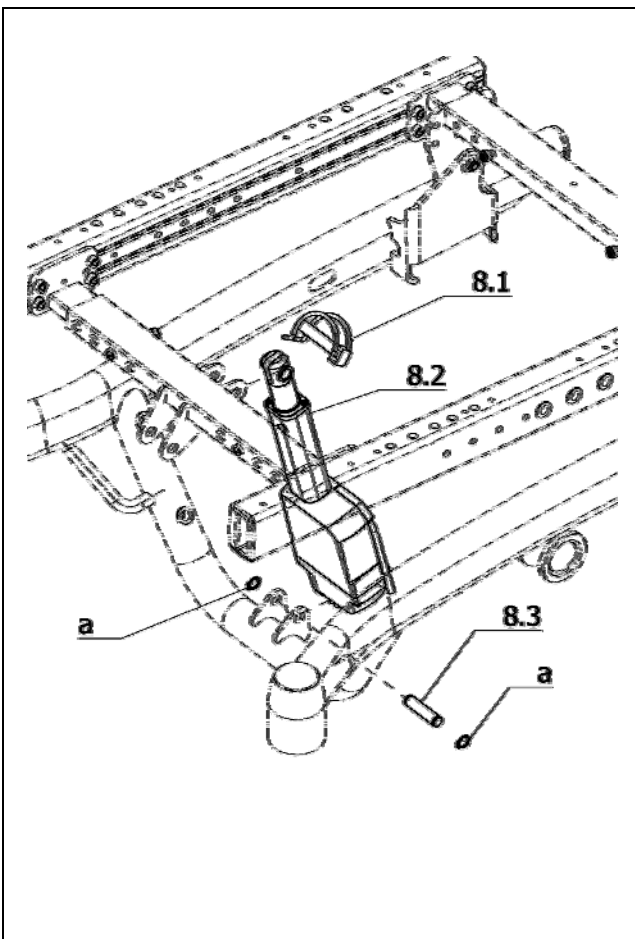
Item	Article-No:	Pc	Description
a	207 019 100	2	Self tapping screw M5x30 DIN-EN-ISO-7085 ST A3T
b	207 330 100	2	Washer DIN 125-B5,3 St A3T
c	207 318 500	4	Filister head tapping screw, DIN 7981 B 4,8x9,5
d	207 320 100	2	Locknut, DIN 980/8, M6, A3T
e	207 122 300	2	Cheese head screw DIN 912 M6x12 -8.8
f	207 028 400	2	Washer B2,2 DIN125
g	207 119 000	2	Cheese head screw DIN 84 M2 x 12 -5.8
h	207 395 100	2	Countersunk head tapping screw DIN 7982 B 3,5x9,5
k	207 344 900	2	Countersunk head screw M3x5 DIN965
-	206 907 800	1	BUS-cable 1.2m (R-NET)
-	1 074 466	1	Motor cable
-	206 986 000	3	Cable holder
-	206 986 100	4	Cable holder, black, Typ 130
-	206 954 200	6	CABLE BAND T 30 BLACK

iChair mc2 1.611 / c  
Component unit: Seat



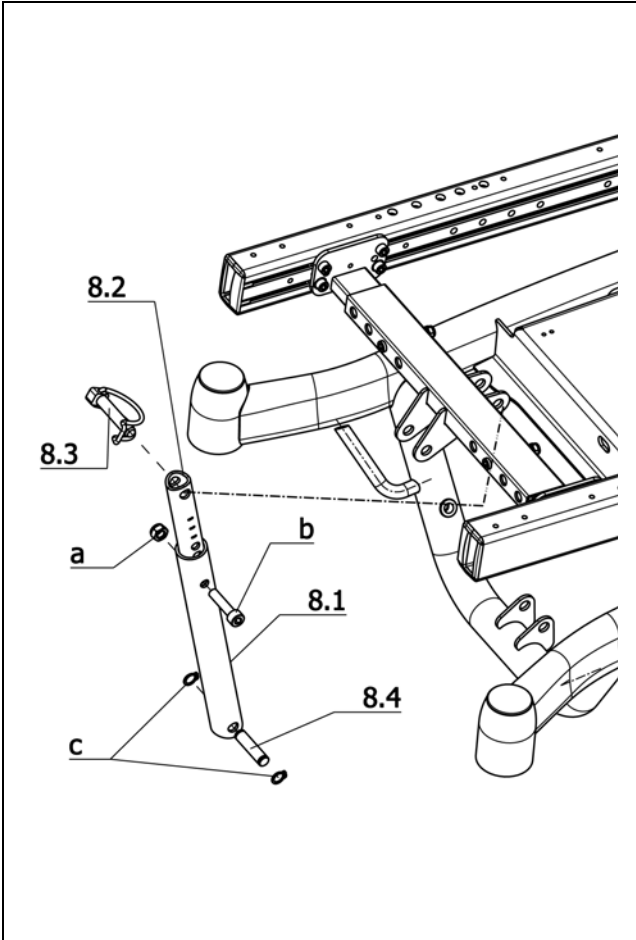
**Sub Unit: Code 27-702; Electric seat height adjustment –  
Electronic R-Net**

Item	Article-No:	Pc	Description
8.1	1 072 674	1	T-support
8.2	1 072 672	2	Flange sleeve
8.3	1 054 431	1	Bolt
a	207 304 200	2	Cylinder screw M 10 x 20 DIN912 8.8 A3T
b	207 320 200	2	Locknut DIN 985 M8-8 A3T
c	205 598 000	2	Hexagon screw M8x25 VERBUSRIPP
d	207 022 100	2	Locking ring DIN 471-10x1
8.4	1 070 466	2	Adj. tube long (L=140mm)
8.4	1 071 405	2	Adj. tube medium (L=112mm) for Code 43-118



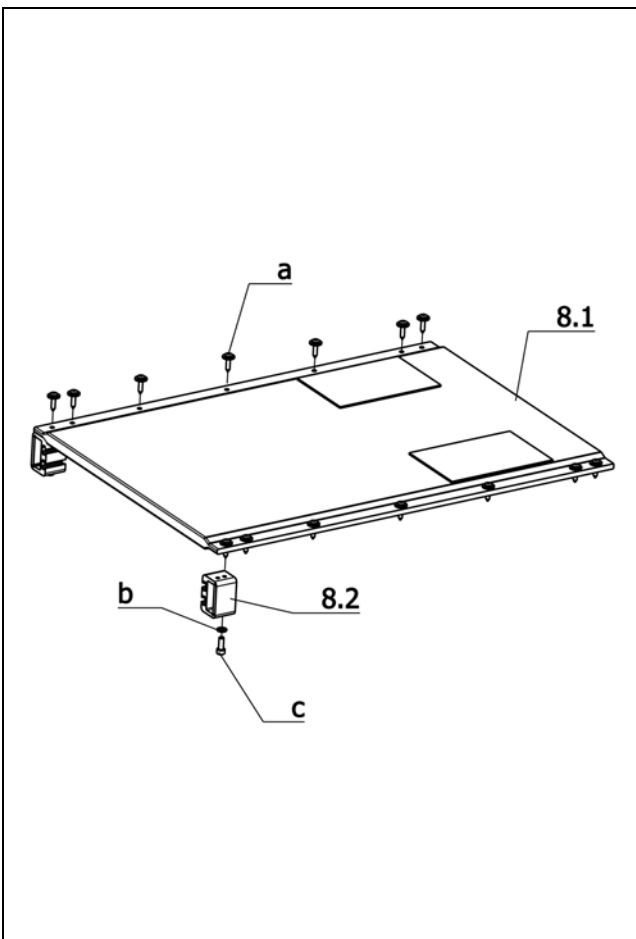
**Sub Unit: Code 118; Seat angle adjustment electric**

Item	Article-No:	Pc	Description
8	1 069 778	1	Seat tilt electric asmb. Code 118
8.1	205 662 000	1	Spring bolt 10x50
8.2	1 070 534	1	Adjustment drive preasmb.
-	1 070 516	1	Adjustment cable(actuator cabl L=550 mm)
-	206 909 100	1	Cable protection
8.3	1 054 431	1	Bolt
a	207 022 100	2	Locking ring DIN 471-10x1



**Sub Unit: Code 119; Seat angle adjustment mechanical**

Item	Article-No:	Pc	Description
8	1 069 777	1	Seat tilt mechanical asmb. Code 119
8.1	1 069 781	1	Receptacle tube (mechanical seat camber)
8.2	1 069 779	1	Adjustment tube (mechanical seat camber)
8.3	205 662 000	1	Spring bolt 10x50
8.4	1 054 431	1	Bolt
a	207 320 200	2	Locknut DIN 985 M8-8 A3T
b	207 139 200	1	Cheese head screw DIN 912 M8x35 8.8 A3K
c	207 022 100	2	Locking ring DIN 471-10x1

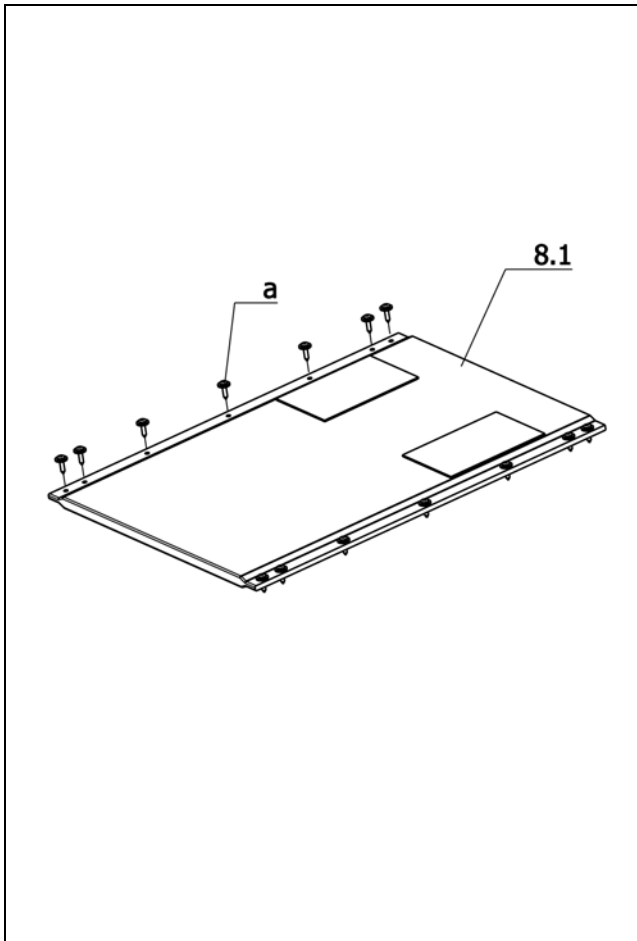


**Sub Unit: Code 356; Seat depth 56cm**

Item	Article-No:	Pc	Description
a	207 317 500	14	Filister head tapping screw, DIN 7981, B 4,8x22
b	207 330 200	2	Washer, DIN 125-B6,4 St. A3T
c	207 124 500	2	Cheese head screw DIN 912 M 6x16-8.8 VC3
8.2	1 071 688	2	Seat profile extension 30mm
<b>Code 38; Seat width 38cm</b>			
8	1 070 932	1	Adj. seat cpl. Code 38-356
8.1	1 070 924	1	Seat strap for Code 38-356 (w/o assembly parts)
<b>Code 43; Seat width 43cm</b>			
8	1 070 933	1	Adj. seat cpl. Code 43-356
8.1	1 070 925	1	Seat strap for Code 43-356 (w/o assembly parts)
<b>Code 48; Seat width 48cm</b>			
8	1 070 934	1	Adj. seat cpl. Code 48-356
8.1	1 070 926	1	Seat strap for Code 48-356 (w/o assembly parts)
<b>Code 53; Seat width 53cm</b>			
8	1 070 935	1	Adj. seat cpl. Code 53-356
8.1	1 070 927	1	Seat strap for Code 53-356 (w/o assembly parts)

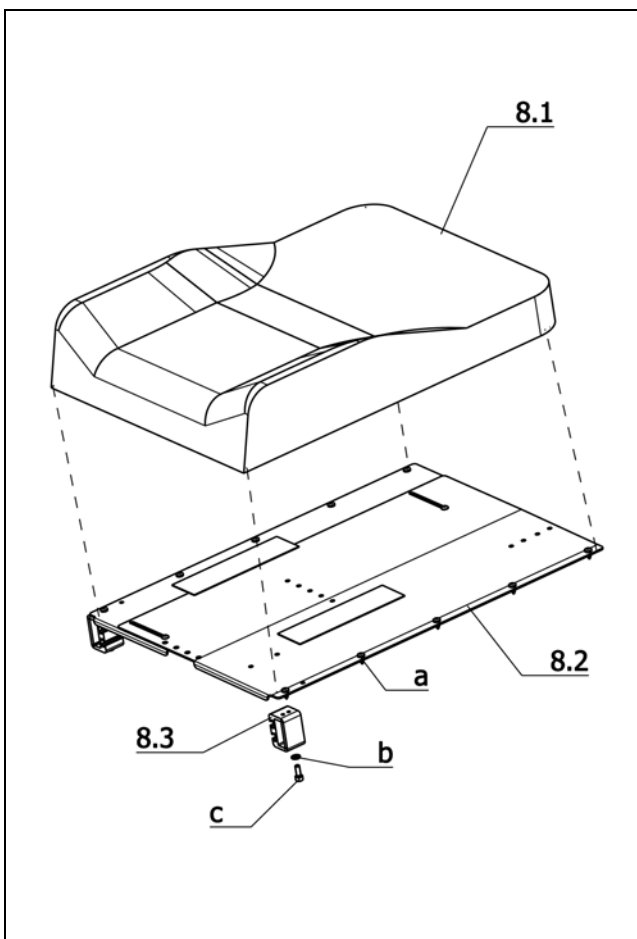


iChair mc2 1.611 / c  
Component unit: Seat



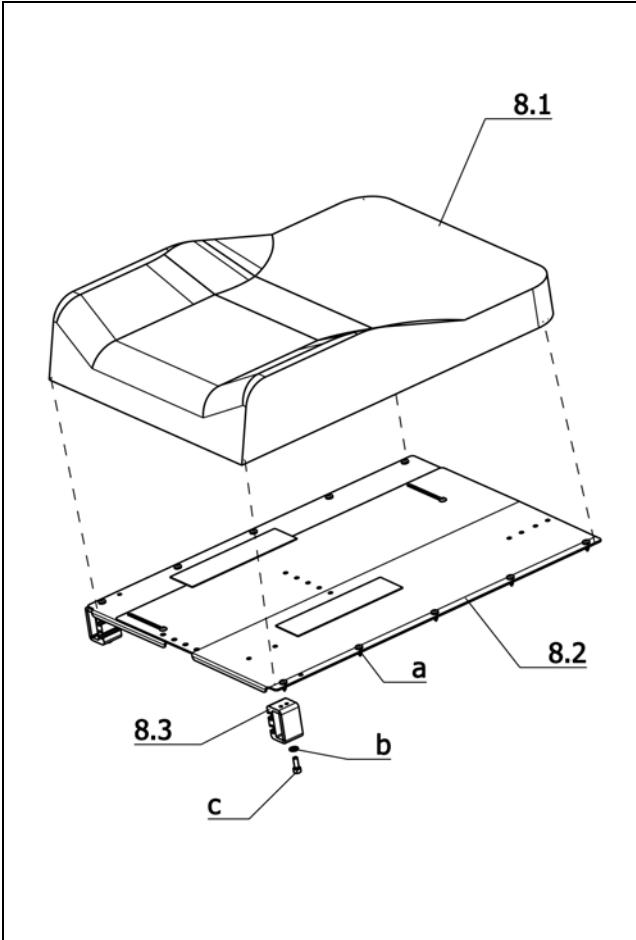
**Sub Unit: Code 619; seatbelt depth 46cm**

Item	Article-No:	Pc	Description
a	207 317 500	14	Filister head tapping screw, DIN 7981, B 4,8x22  <b>Code 38; Seat width 38cm</b>
8	1 070 928	1	Adj. seat cpl. Code 38-619
8.1	1 070 920	1	Seat strap for Code 38-619 (w/o assembly parts)  <b>Code 43; Seat width 43cm</b>
8	1 070 929	1	Adj. seat cpl. Code 43-619
8.1	1 070 879	1	Seat strap for Code 43-619 (w/o assembly parts)  <b>Code 48; Seat width 48cm</b>
8	1 070 930	1	Adj. seat cpl. Code 48-619
8.1	1 070 921	1	Seat strap for Code 48-619 (w/o assembly parts)  <b>Code 53; Seat width 53cm</b>
8	1 070 931	1	Adj. seat cpl. Code 53-619
8.1	1 070 922	1	Seat strap for Code 53-619 (w/o assembly parts)



**Sub Unit: Code 4980; Incontinency cover black**

Item	Article-No:	Pc	Description
a	207 319 300	10	Filister head screw DIN 7981 B4,8x13
8.2	1 070 541	1	Seat tin asmb Code 4276  <b>Code 356; Seat depth 56cm</b>
8.3	1 071 688	2	Seat profile extension 30mm
b	207 124 500	2	Cheese head screw DIN 912 M 6x16-8.8 VC3
c	207 330 200	2	Washer, DIN 125-B6,4 St. A3T  <b>Code 38; Seat width 38cm</b>
8	1 071 652	1	ERGOSEAT seat asmb incont. Code 38-615/788-948-4980
8.1	1 071 510	1	Seat pad ERGOSEAT incont. Code 38-615-/788-948-4980
8	1 071 664	1	ERGOSEAT seat asmb incont. Code 38-619/792-948-4980
8.1	1 071 514	1	Seat pad ERGOSEAT incont. Code 38-619/792-948-4980
8	1 071 676	1	ERGOSEAT seat asmb incont. Code 38-356/793-948-4980
8.1	1 071 518	1	Seat pad ERGOSEAT incont. Code 38-356/793-948-4980



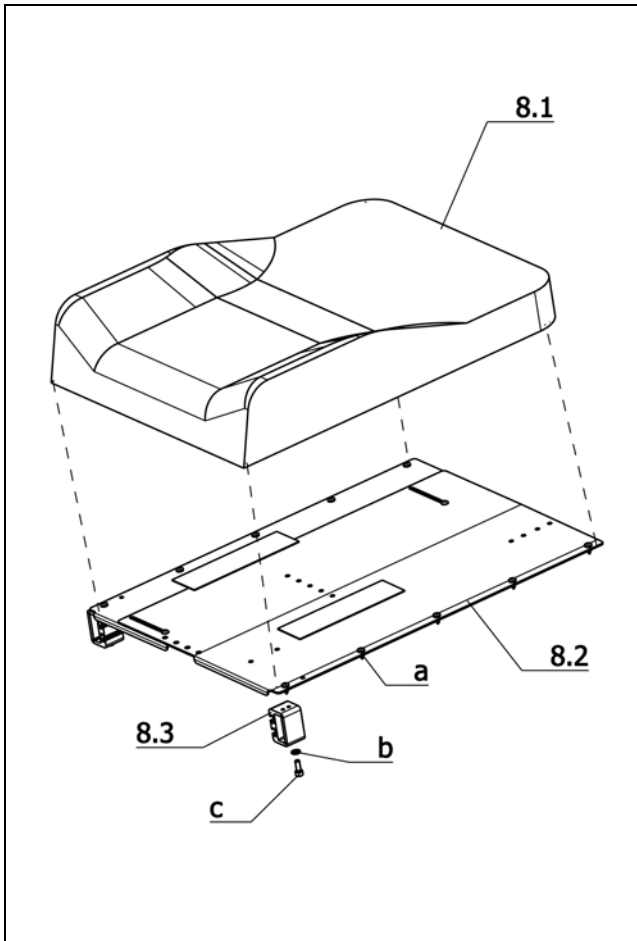
**Sub Unit: Code 4980; Incontinency cover black**

Item	Article-No:	Pc	Description
<b>Code 43; Seat width 43cm</b>			
8	1 071 653	1	ERGOSEAT seat asmb incont. Code 43-615/788-948-4980
8.1	1 071 511	1	Seat pad ERGOSEAT incont. Code 43-615/788-948-4980
8	1 071 665	1	ERGOSEAT seat asmb incont. Code 43-619/792-948-4980
8.1	1 071 515	1	Seat pad ERGOSEAT incont. Code 43-619/492-948-4980
8	1 071 677	1	ERGOSEAT seat asmb incont. Code 43-356/793-948-4980
8.1	1 071 519	1	Seat pad ERGOSEAT incont. Code 43-356/793-948-4980
<b>Code 48; Seat width 48cm</b>			
8	1 071 654	1	ERGOSEAT seat asmb incont. Code 48-615/788-948-4980
8.1	1 071 512	1	Seat pad ERGOSEAT incont. Code 48-615/788-948-4980
8	1 071 666	1	ERGOSEAT seat asmb incont. Code 48-619/792-948-4980
8.1	1 071 516	1	Seat pad ERGOSEAT incont. Code 48-619/792-948-4980
8	1 071 678	1	ERGOSEAT seat asmb incont. Code 48-356/793-948-4980
8.1	1 071 520	1	Seat pad ERGOSEAT incont. Code 48-356/793-948-4980

**Sub Unit: Code 4980; Incontinency cover black**

Item	Article-No:	Pc	Description
<b>Code 53; Seat width 53cm</b>			
8	1 071 655	1	ERGOSEAT seat asmb incont. Code 53-615/788-948-4980
8.1	1 071 513	1	Seat pad ERGOSEAT incont. Code 53-615/788-948-4980
8	1 071 667	1	ERGOSEAT seat asmb incont. Code 53-619/792-948-4980
8.1	1 071 517	1	Seat pad ERGOSEAT incont. Code 53-619/792-948-4980
8	1 071 679	1	ERGOSEAT seat asmb incont. Code 53-356/793-948-4980
8.1	1 071 521	1	Seat pad ERGOSEAT incont. Code 53-356/793-948-4980

**iChair mc2 1.611 / c**  
**Component unit: Seat**



**Sub Unit: Code 254; Synth. leather, black**

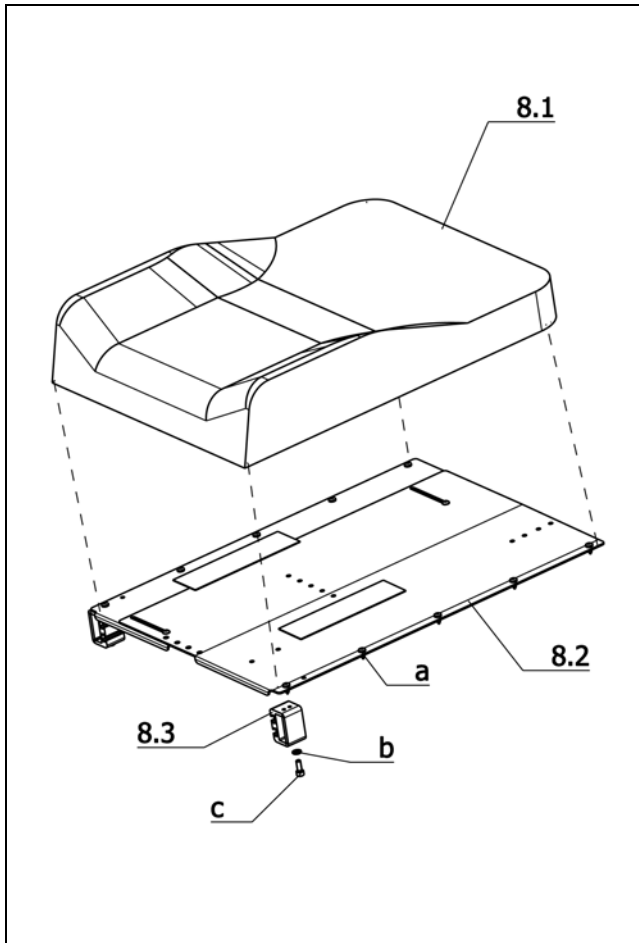
Item	Article-No:	Pc	Description
a	207 319 300	10	Fillister head screw DIN 7981 B4,8x13
8.2	1 070 541	1	Seat tin asmb Code 4276
<b>Code 356; Seat depth 56cm</b>			
8.3	1 071 688	2	Seat profile extension 30mm
b	207 124 500	1	Cheese head screw DIN 912 M 6x16-8.8 VC3
c	207 330 200	2	Washer,DIN 125-B6,4 St. A3T
<b>Code 38; Seat width 38cm</b>			
8	1 071 656	1	ERGOSEAT seat asmb synt.leath. Code 38-254-615/788-948
8.1	1 071 522	1	Seat pad ERGOSEAT synth.leath. Code 38-254-615/788-948
8	1 071 668	1	ERGOSEAT seat asmb synt.leath. Code 38-254-619/792-948
8.1	1 071 526	1	Seat pad ERGOSEAT synth.leath. Code 38-254-619/792-948
8	1 071 680	1	ERGOSEAT seat asmb synt.leath. Code 38-254-356/793-948
8.1	1 071 530	1	Seat pad ERGOSEAT synth.leath. Code 38-254-356/793-948

**Sub Unit: Code 254; Synth. leather, black**

Item	Article-No:	Pc	Description
<b>Code 43; Seat width 43cm</b>			
8	1 071 657	1	ERGOSEAT seat asmb synt.leath. Code 43-254-615/788-948
8.1	1 071 523	1	Seat pad ERGOSEAT synth.leath. Code 43-254-615/788-948
8	1 071 669	1	ERGOSEAT seat asmb synt.leath. Code 43-254-619/792-948
8.1	1 071 527	1	Seat pad ERGOSEAT synth.leath. Code 43-254-619/792-948
8	1 071 681	1	ERGOSEAT seat asmb synt.leath. Code 43-254-356/793-948
8.1	1 069 720	1	Seat pad ERGOSEAT synth.leath. Code 43-254-356/793-948
<b>Code 48; Seat width 48cm</b>			
8	1 071 658	1	ERGOSEAT seat asmb synt.leath. Code 48-254-615/788-948
8.1	1 071 524	1	Seat pad ERGOSEAT synth.leath. Code 48-254-615/788-948
8	1 071 670	1	ERGOSEAT seat asmb synt.leath. Code 48-254-619/792-948
8.1	1 071 528	1	Seat pad ERGOSEAT synth.leath. Code 48-254-619/792-948
8	1 071 682	1	ERGOSEAT seat asmb synt.leath. Code 48-254-356/793-948
8.1	1 069 721	1	Seat pad ERGOSEAT synth.leath. Code 48-254-356/793-948

**Sub Unit: Code 254; Synth. leather, black**

Item	Article-No:	Pc	Description
<b>Code 53; Seat width 53cm</b>			
8	1 071 659	1	ERGOSEAT seat asmb synt.leath. Code 53-254-615/788-948
8.1	1 071 525	1	Seat pad ERGOSEAT synth.leath. Code 53-254-615/788-948
8	1 071 671	1	ERGOSEAT seat asmb synt.leath. Code 53-254-619/792-948
8.1	1 071 529	1	Seat pad ERGOSEAT synth.leath. Code 53-254-619/792-948
8	1 071 683	1	ERGOSEAT seat asmb synt.leath. Code 53-254-356/793-948
8.1	1 071 531	1	Seat pad ERGOSEAT synth.leath. Code 53-254-356/793-948



**Sub Unit: Code 236; Graphite-grey-fabric**

Item	Article-No:	Pc	Description
a	207 319 300	10	Fillister head screw DIN 7981 B4,8x13
8.2	1 070 541	1	Seat tin asmb Code 4276
<b>Code 356; Seat depth 56cm</b>			
8.3	1 071 688	2	Seat profile extension 30mm
b	207 124 500	2	Cheese head screw DIN 912 M 6x16-8.8 VC3
c	207 330 200	2	Washer, DIN 125-B6,4 St. A3T
<b>Code 38; Seat width 38cm</b>			
8	1 071 660	1	ERGOSEAT seat asmb fabr. grey Code 38-236-615/788-948
8.1	1 071 532	1	Seat pad ERGOSEAT grey For code 38-236-615/788-948
8	1 071 672	1	ERGOSEAT seat asmb fabr. grey Code 38-236-619/792-948
8.1	1 071 536	1	Seat pad ERGOSEAT grey For code 38-236-619/792-948
8	1 071 684	1	ERGOSEAT seat asmb fabr. grey Code 38-236-356/793-948
8.1	1 071 540	1	Seat pad ERGOSEAT grey For code 38-236-356/793-948

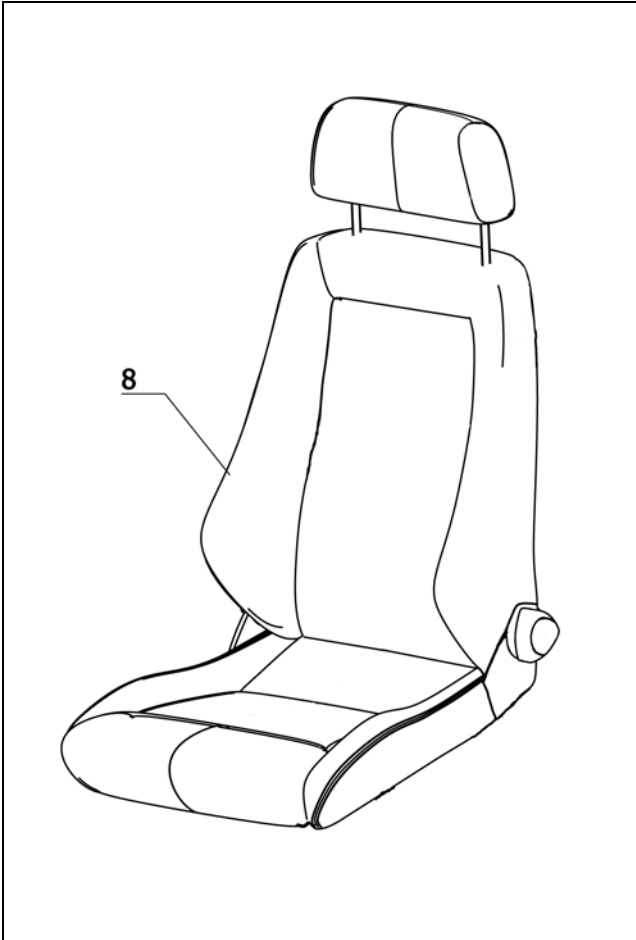
**Sub Unit: Code 236; Graphite-grey-fabric**

Item	Article-No:	Pc	Description
<b>Code 43; Seat width 43cm</b>			
8	1 071 661	1	ERGOSEAT seat asmb fabr. grey Code 43-236-615/788-948
8.1	1 071 533	1	Seat pad ERGOSEAT grey For code 43-236-615/788-948
8	1 071 673	1	ERGOSEAT seat asmb fabr. grey Code 43-236-619/792-948
8.1	1 071 537	1	Seat pad ERGOSEAT grey For code 43-236-619/792-948
8	1 071 685	1	ERGOSEAT seat asmb fabr. grey Code 43-236-356/793-948
8.1	1 068 765	1	Seat cushion ERGOSEAT for Code 43-236-948
<b>Code 48; Seat width 48cm</b>			
8	1 071 662	1	ERGOSEAT seat asmb fabr. grey Code 48-236-615/788-948
8.1	1 071 534	1	Seat pad ERGOSEAT grey For code 48-236-615/788-948
8	1 071 674	1	ERGOSEAT seat asmb fabr. grey Code 48-236-619/792-948
8.1	1 071 538	1	Seat pad ERGOSEAT grey For code 48-236-619/792-948
8	1 071 686	1	ERGOSEAT seat asmb fabr. grey Code 48-236-356/793-948
8.1	1 068 766	1	Seat cushion ERGOSEAT for Code 48-236-948

**Sub Unit: Code 236; Graphite-grey-fabric**

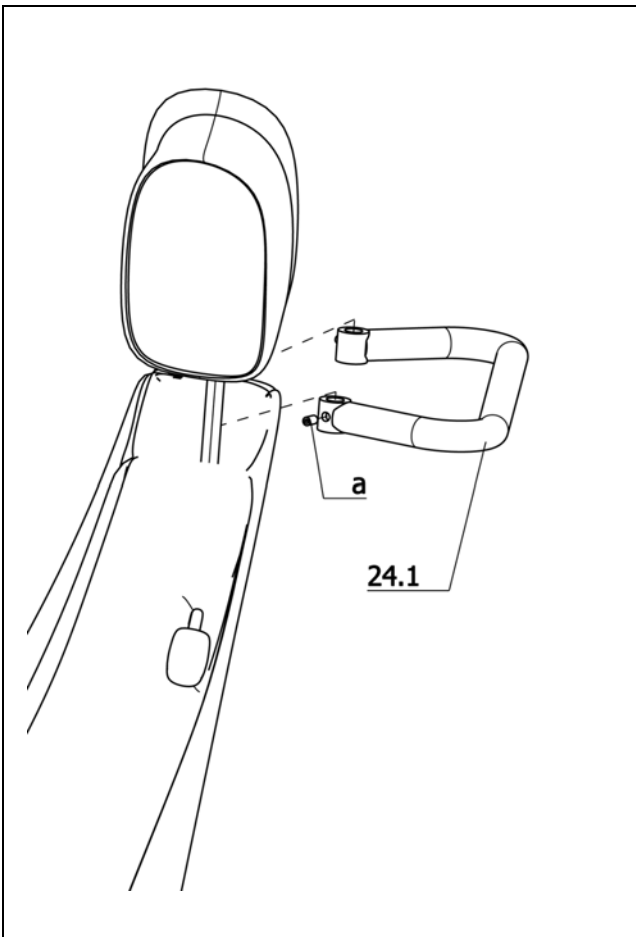
Item	Article-No:	Pc	Description
<b>Code 53; Seat width 53cm</b>			
8	1 071 663	1	ERGOSEAT seat asmb fabr. grey Code 53-236-615/788-948
8.1	1 071 535	1	Seat pad ERGOSEAT grey For code 53-236-615/788-948
8	1 071 675	1	ERGOSEAT seat asmb fabr. grey Code 53-236-619/792-948
8.1	1 071 539	1	Seat pad ERGOSEAT grey For code 53-236-619/792-948
8	1 071 687	1	ERGOSEAT seat asmb fabr. grey Code 53-236-356/793-948
8.1	1 071 541	1	Seat pad ERGOSEAT grey For code 53-236-356/793-948

**iChair mc2 1.611 / c**  
**Component unit: Seat**



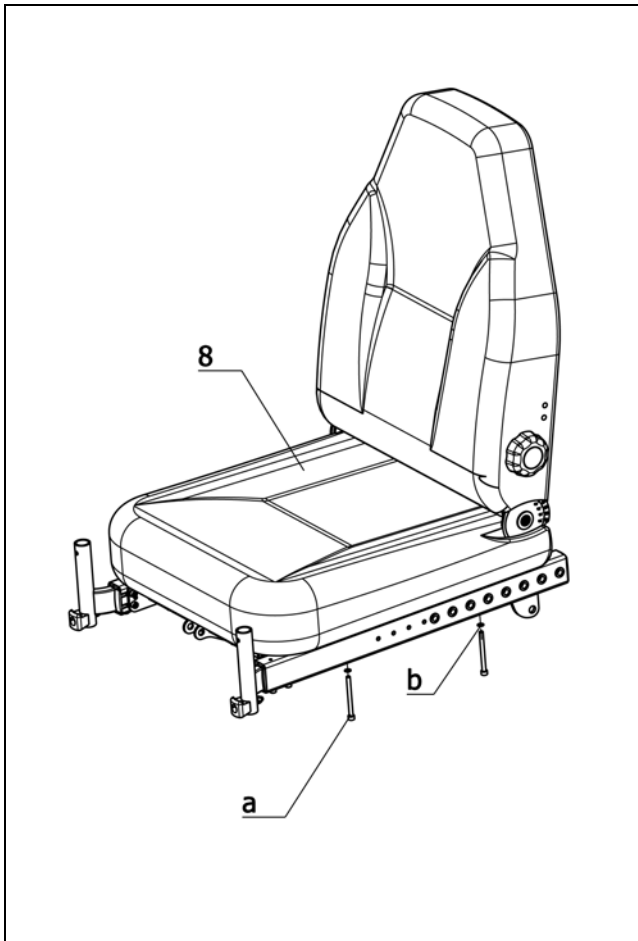
**Sub Unit: Code 568; Anatomic seating system Basic**

Item	Article-No:	Pc	Description
8	205 636 500	1	Recaro seat unit "Designer touring" colour: black
-	207 302 000	6	Cheese head screw DIN 912 M6x60
-	207 429 700	6	Locking washer S6
-	205 636 510	1	HEAD SUPPORT FOR CODE 568 SEAT SYSTEM BASIC
-	205 638 730	1	Handwheel



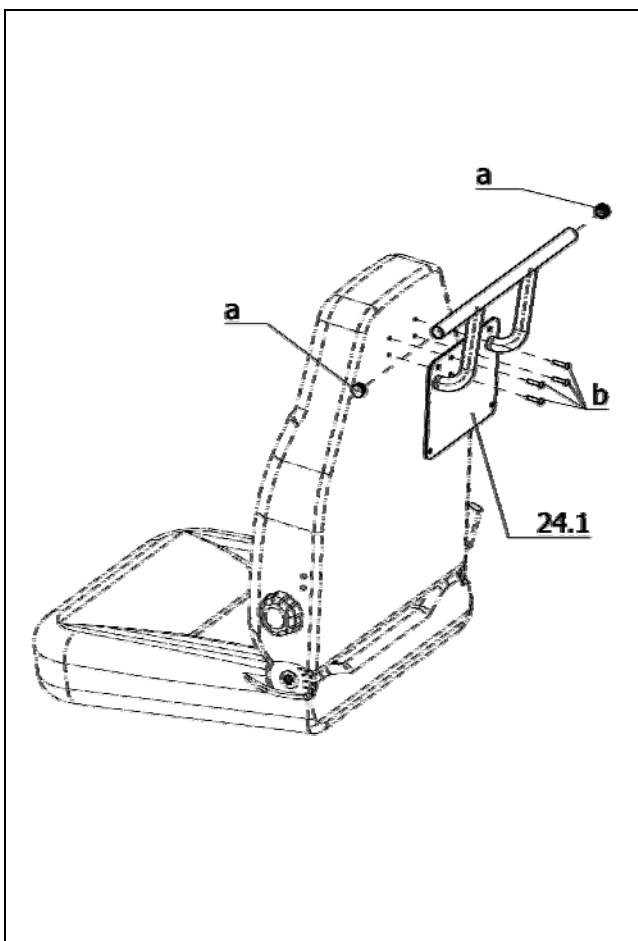
**Sub Unit: Code 814; Horizontal pushing rod**

Item	Article-No:	Pc	Description
24.1	8 108 609	1	Pushing bar cpl for Recaro and external seat systems
a	207 172 100	2	threaded pin M 6 X 8 45H A2R 8250423



**Sub Unit: Code 961; Ergostar-seat unit**

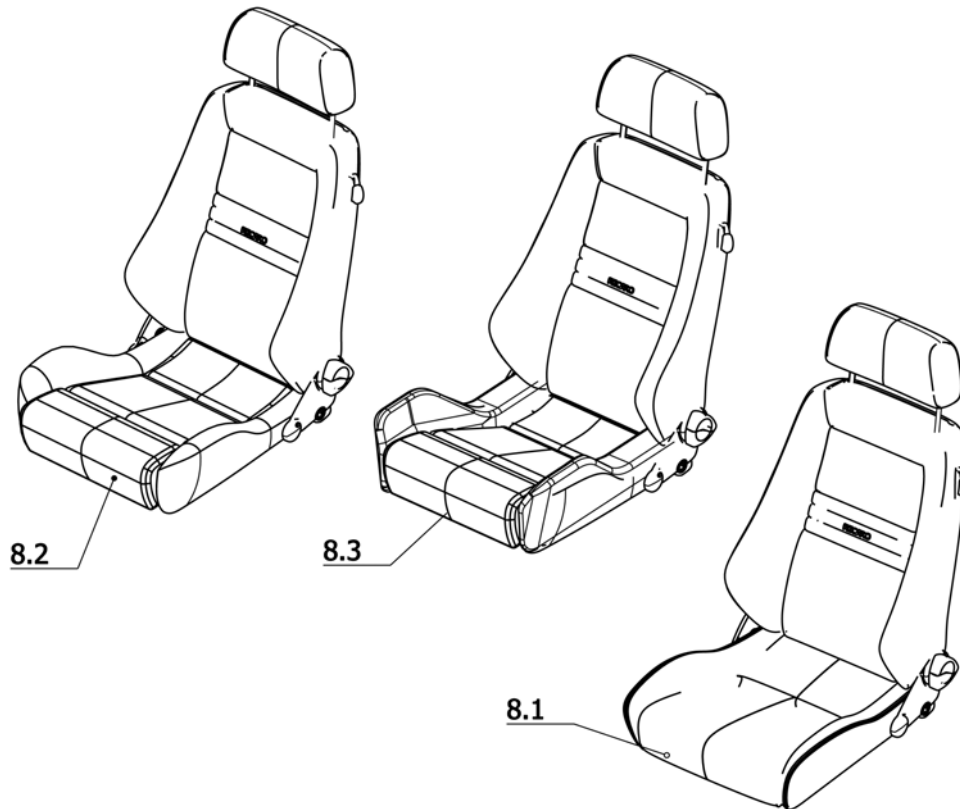
Item	Article-No:	Pc	Description
8	205 658 500	1	WHEELCHAIR SEAT W/O ARM SUP. W LORDOSIS SUPPORT
a	207 193 200	4	CYLINDER SCREW M 6 X 70 10.9
b	207 429 700	4	Locking washer S6



**Sub Unit: Code 814; Horizontal pushing rod**

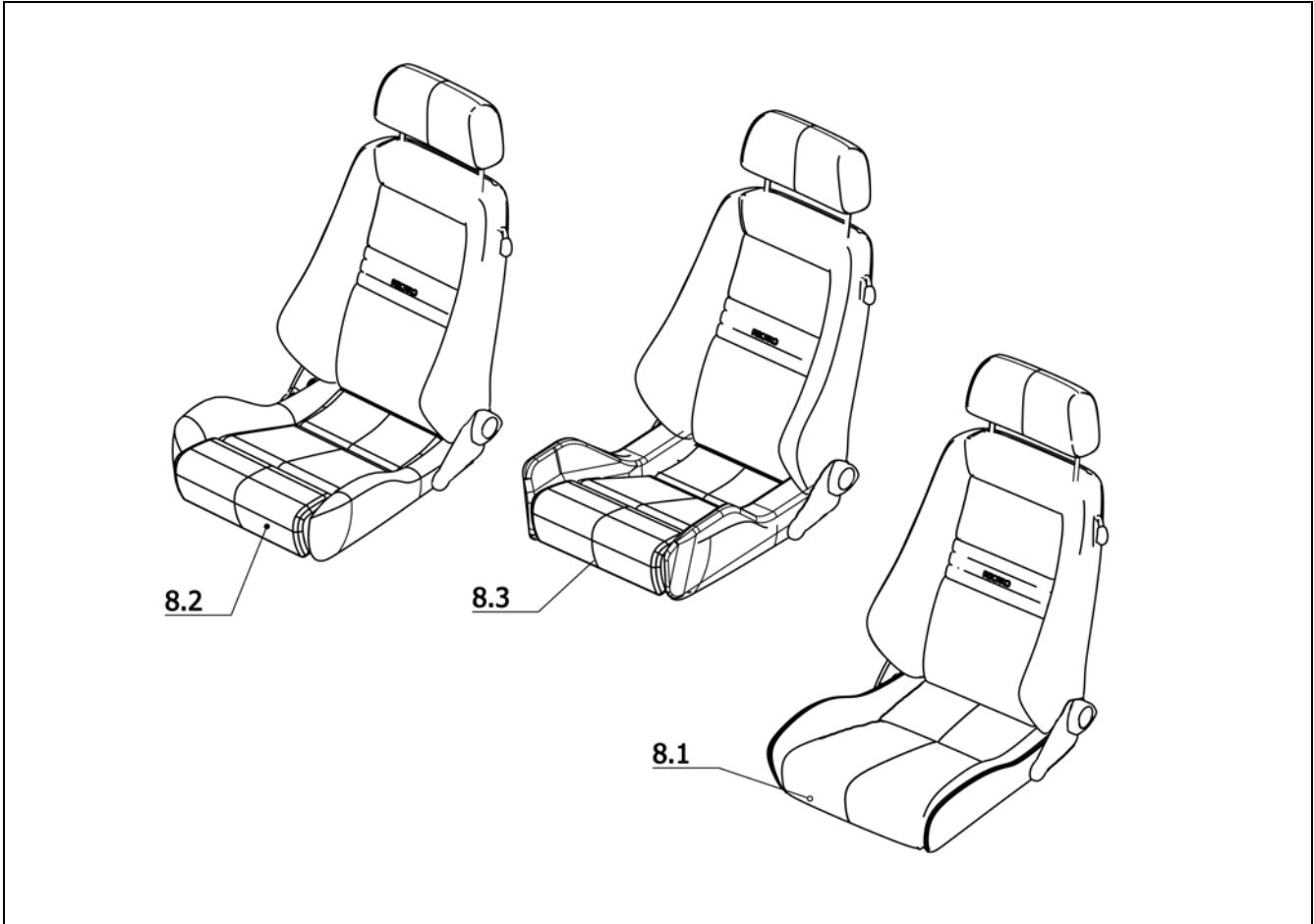
Item	Article-No:	Pc	Description
24.1	1 058 968	1	Pushing bar asmb Code 814-961 (ERGOSTAR seat)
a	205 044 906	2	Plastic slide
b	207 380 100	4	Filister head screw

iChair mc2 1.611 / c  
Component unit: Seat




**Sub Unit: RECARO manual adjustment**

Item	Article-No:	Pc	Description
-	205 547 700	1	Recaro head rest
-	207 302 000	6	Cheese head screw DIN 912 M6x60
-	207 429 700	6	Locking washer S6
			<b>manual adjustment</b>
-	205 638 730	1	Handwheel
			<b>Code 579; RECARO-seat Special S</b>
8.1	205 658 700	1	RECARO-SEAT SPECIAL S CODE 579 INCL. HEAD SUPPORT
			<b>Code 580; RECARO-seat Special M</b>
8.2	205 658 800	1	RECARO-SEAT SPECIAL M CODE 580 INCL. HEAD SUPPORT
			<b>Code 581; RECARO-seat Special L</b>
8.3	205 658 900	1	RECARO-SEAT SPECIAL L CODE 581 INCL. HEAD SUPPORT

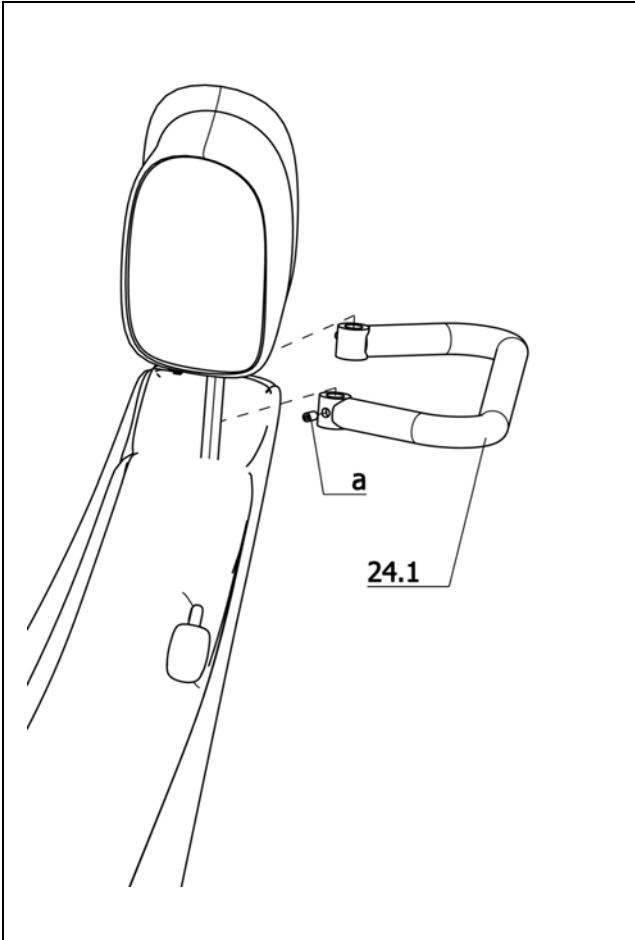


Sub Unit: RECARO electric adjustment			
Item	Article-No:	Pc	Description
-	205 547 700	1	Recaro head rest
-	207 302 000	6	Cheese head screw DIN 912 M6x60
-	207 429 700	6	Locking washer S6
<b>electric adjustment</b>			
-	5 006 550	1	RECARO LX-backr (elec.) for Code 567/578/584 VR2 and R-NET
<b>Code 567; RECARO seat module "F"</b>			
8.1	205 630 600	1	Recaro seat cushion,module F (mechanically),code 579,black
<b>Code 578; RECARO seat, module "W"</b>			
8.2	205 631 000	1	Recaro seat cushion module W (mechanically) code 581-235
<b>Code 584; RECARO seat, module "X"</b>			
8.3	205 630 800	1	Recaro seat cushion module X (mechanically) code 580-235



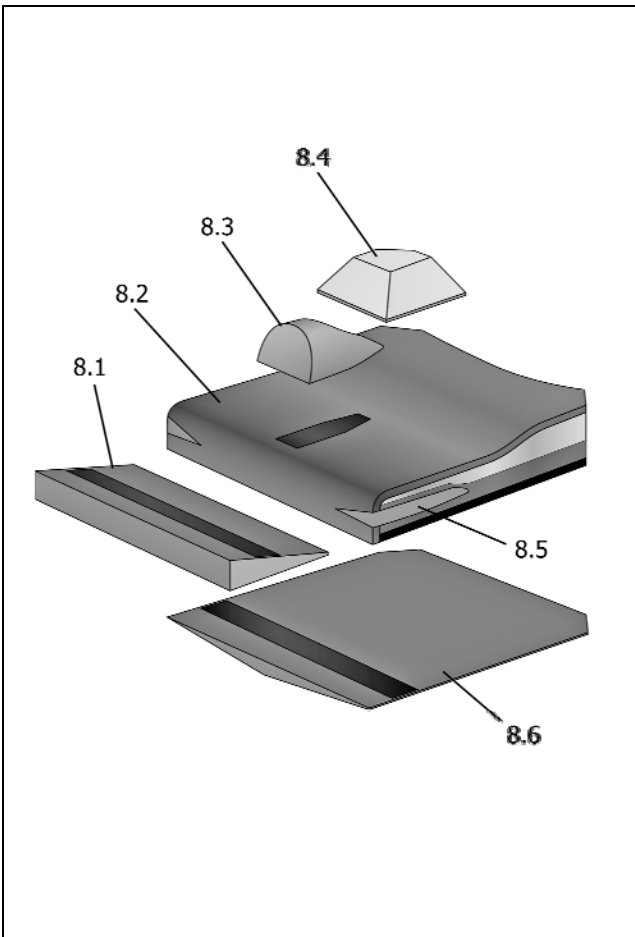


**iChair mc2 1.611 / c**  
**Component unit: Seat**



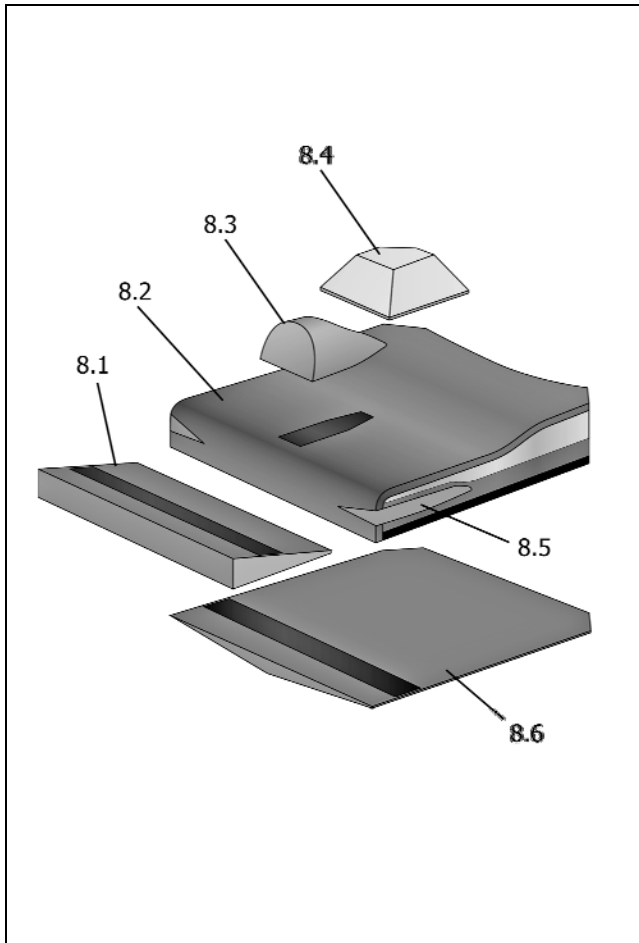
**Sub Unit: Code 814; Horizontal pushing rod**

Item	Article-No:	Pc	Description
24.1	8 108 609	1	Pushing bar cpl for Recaro and external seat systems
a	207 172 100	2	threaded pin M 6 X 8 45H A2R 8250423



**Sub Unit: Code 2007; mySeat Seatsystem**

Item	Article-No:	Pc	Description
8.3	1 069 753	1	MYSEAT abductor small Code 2016
8.3	1 069 754	1	MYSEAT abductor medium Code 2017
8.3	1 069 755	1	MYSEAT abductor large Code 2018
8.4	1 069 750	1	MYSEAT buttock wedge small Code 2013
8.4	1 069 751	1	MYSEAT buttock wedge medium Code 2014
8.4	1 069 752	1	MYSEAT buttock wedge large Code 2015
8.5	1 071 691	1	Outer abduction wedge 25mm thick 1p.Code 964 (2x1071692)



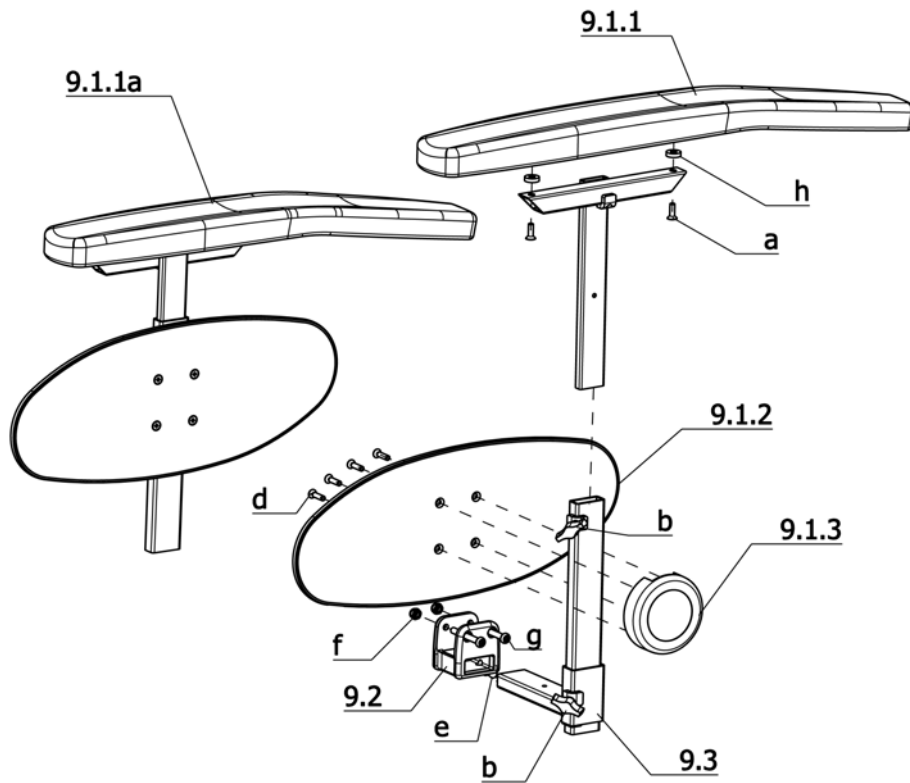
**Sub Unit: Code 2007; mySeat Seatsystem**

Item	Article-No:	Pc	Description
<b>Code 43; Seat width 43cm</b>			
8.1	1 069 744	1	MYSEAT wedge (crural) small 3.75 cm/SW 43 cm Code 2010
8.1	1 069 746	1	MYSEAT wedge (crural) medium 5 cm/SW 43 cm Code 2011
8.1	1 069 748	1	MYSEAT wedge (crural) large 7.5 cm/SW 43 cm Code 2012
8.2	1 069 920	1	MYSEAT seat cushion SW43/SD40 breathable black Code 2007
8.2	1 069 924	1	MYSEAT seat cushion SW43/SD43 breathable black Code 2007
8.2	1 069 928	1	MYSEAT seat cushion SW43/SD47 breathable black Code 2007
8.2	1 069 738	1	MYSEAT seat cushion SW43/SD50 breathable black Code 2007
8.6	1 069 742	1	MYSEAT anti-sling wedge-pointe SW 43 cm Code 2009
-	1 069 922	1	MYSEAT incontinence-cover SW 43/SD 40 black Code 2008
-	1 069 926	1	MYSEAT incontinence-cover SW 43/SD 43 black Code 2008
-	1 069 930	1	MYSEAT incontinence-cover SW 43/SD 46 black Code 2008
-	1 069 740	1	MYSEAT incontinence-cover SW 43/SD 49 black Code 2008

**Sub Unit: Code 2007; mySeat Seatsystem**

Item	Article-No:	Pc	Description
<b>Code 48; Seat width 48cm</b>			
8.1	1 069 745	1	MYSEAT wedge (crural) small 3.75 cm/SW 48 cm Code 2010
8.1	1 069 747	1	MYSEAT wedge (crural) medium 5 cm/SW 48 cm Code 2011
8.1	1 069 749	1	MYSEAT wedge (crural) large 7.5 cm/SW 48 cm Code 2012
8.2	1 069 921	1	MYSEAT seat cushion SW48/SD40 breathable black Code 2007
8.2	1 069 925	1	MYSEAT seat cushion SW48/SD43 breathable black Code 2007
8.2	1 069 929	1	MYSEAT seat cushion SW48/SD47 breathable black Code 2007
8.2	1 069 739	1	MYSEAT seat cushion SW48/SD50 breathable black Code 2007
8.6	1 069 743	1	MYSEAT anti-sling wedge-pointe SW 48 cm Code 2009
-	1 069 923	1	MYSEAT incontinence-cover SW 48/SD 40 black Code 2008
-	1 069 927	1	MYSEAT incontinence-cover SW 48/SD 43 black Code 2008
-	1 069 931	1	MYSEAT incontinence-cover SW 48/SD 46 black Code 2008
-	1 069 741	1	MYSEAT incontinence-cover SW 48/SD 49 black Code 2008

**iChair mc2 1.611 / c**  
**Component unit: Arm support**

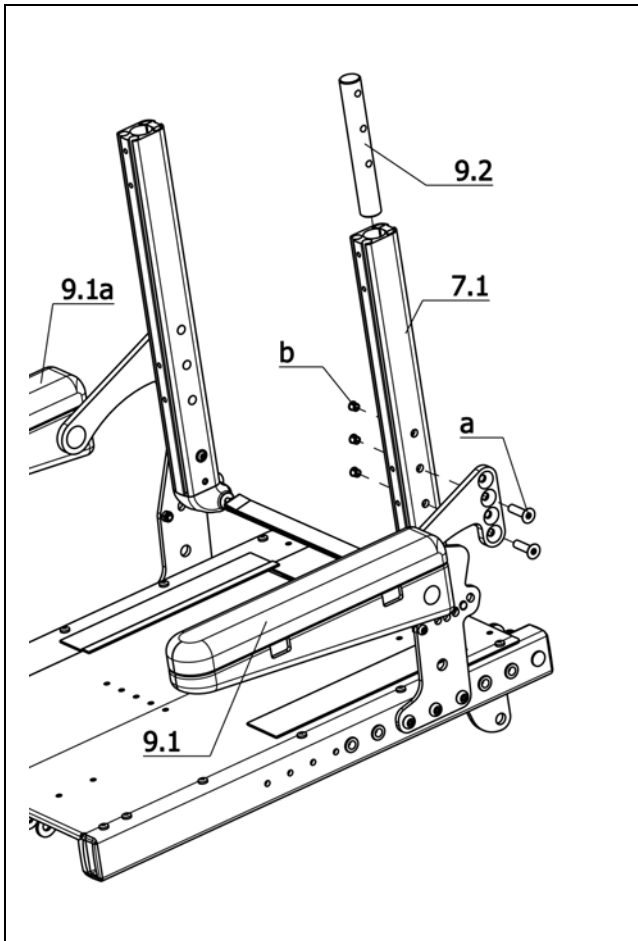


**Sub Unit: Code 21; Arm supports, detachable, large, height adj., cushion**

Item	Article-No:	Pc	Description
9.1.2	1 069 936	2	Clothes guard plate Transparent
9.1.3	1 069 948	2	Clothes guard bracket
9.1.4	1 070 460	2	Receptacle tube L=250 mm
9.2	1 069 934	2	Arm support receptacle
9.3	1 070 466	2	Adj. tube long (L=140mm)
a	207 633 400	4	Countersunk head screw DIN 7991 M6x16
b	205 113 800	4	Wing screw M8x15
d	8 452 755	8	Plastic screw KB50X20
e	207 510 300	2	Threaded pin DIN 914 M8x16
f	207 320 100	4	Locknut, DIN 980/8, M6, A3T
g	207 381 400	4	FIL. HEAD SCREW M 6X50 ISO7380 10.9 A3T WITH HEX. SOCKET
h	205 155 700	4	Distancer sleeve, black "D=15

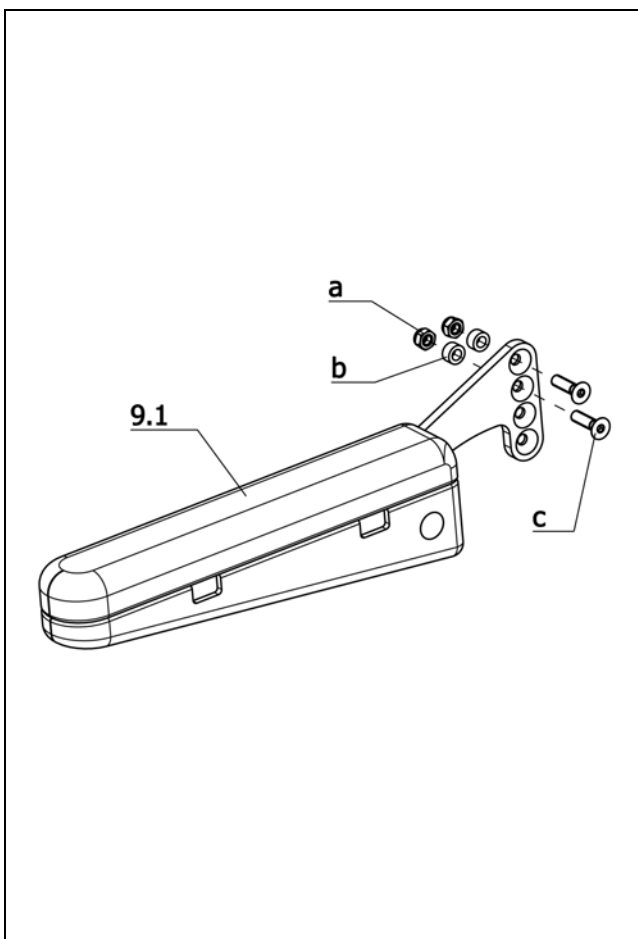
**Sub Unit: Code 21; Arm supports, detachable, large, height adj., cushion**

Item	Article-No:	Pc	Description
			<b>Code 60; Operation opposite to the standard version (left)</b>
-	1 073 691	1	Arm supports Code 21-60 pad large, clothes guard transp. 1pa
9.1	1 073 686	1	Arm support Code21-60left asmb with clothes guard transp. pad
9.1a	1 073 687	1	Arm support Code21-60right asm with clothes guard transp. pad
9.1.1	1 070 913	1	Arm support pad short "L=517;B=80mm -OM-side"
9.1.1a	1 070 912	1	Arm support pad long "L=597;B=80mm -side w/o OM"
			<b>Code 74; Operation standard version (right)</b>
-	1 073 690	1	Arm supports Code 21-74 pad large, clothes guard transp. 1pa
9.1	1 073 684	1	Arm support Code21-74left asmb with clothes guard transp. pad
9.1a	1 073 685	1	Arm support Code21-74right asm with clothes guard transp. pad
9.1.1	1 070 912	1	Arm support pad long "L=597;B=80mm -side w/o OM"
9.1.1a	1 070 913	1	Arm support pad short "L=517;B=80mm -OM-side"



**Sub Unit: Code 24; Side yoke fold-away**

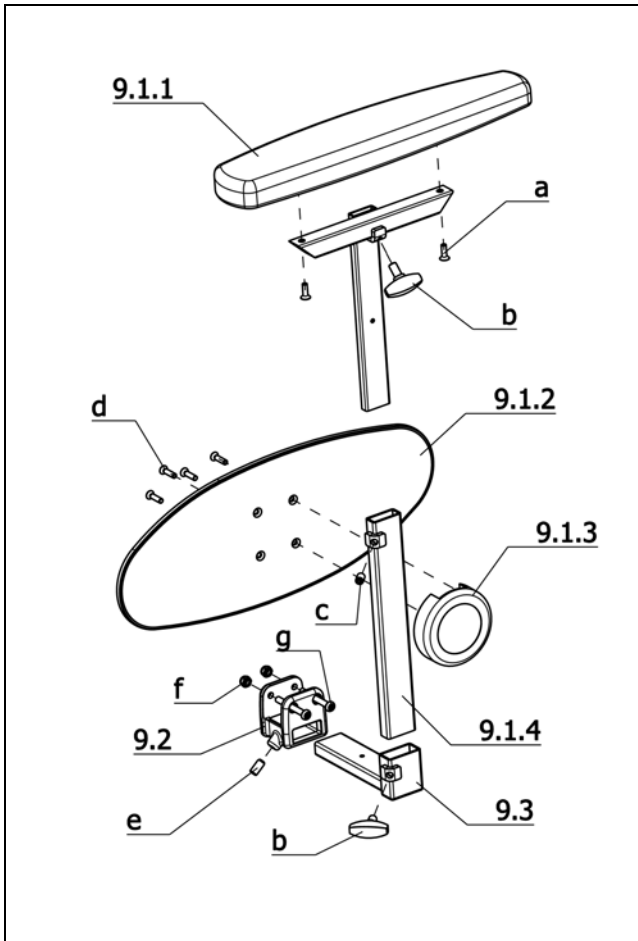
Item	Article-No:	Pc	Description
9.1	205 654 920	1	ARM SUPPORT LEFT
9.1a	205 654 910	1	ARM SUPPORT RIGHT
9.2	1 075 118	2	Attachment bolt
7.1	0	0	view page Backrest
a	207 355 800	4	Countersunk head screw DIN 7991, M 8x30
b	205 048 000	6	Cap, black



**Sub Unit: Code 24-961; Side bar, fold-away - Ergoform seat unit**

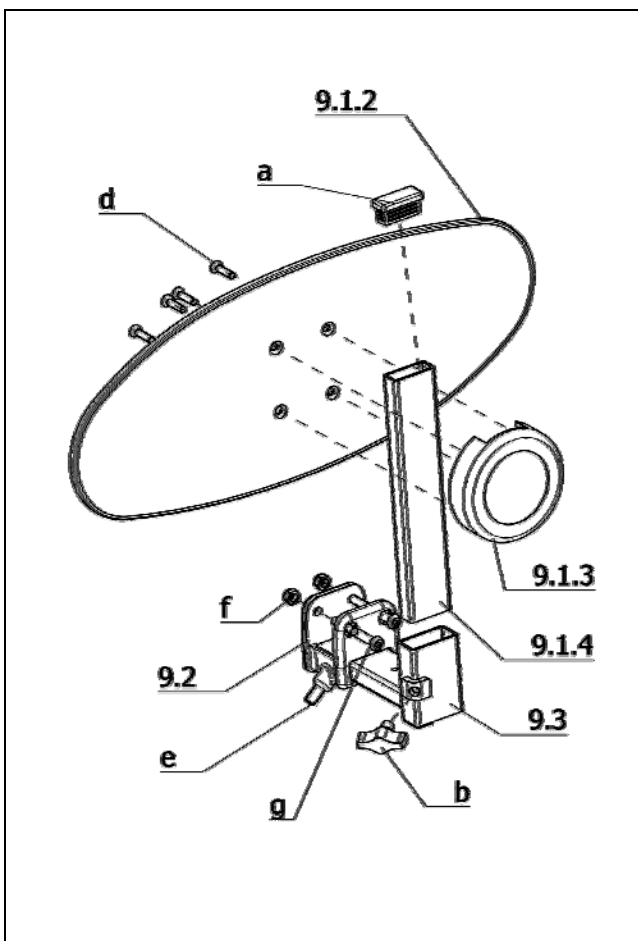
Item	Article-No:	Pc	Description
-	1 057 685	1	ARM SUPPORTS CODE 24-961-1 PR
9.1	205 654 920	1	ARM SUPPORT LEFT
9.1a	205 654 910	1	ARM SUPPORT RIGHT
a	207 355 400	4	Countersunk head screw DIN 7991 M8x20-8.8 A3T VC3 coated

**iChair mc2 1.611 / c**  
**Component unit: Arm support**



**Sub Unit: Code 106; Arm support cushioned, removable, L, height adj.**

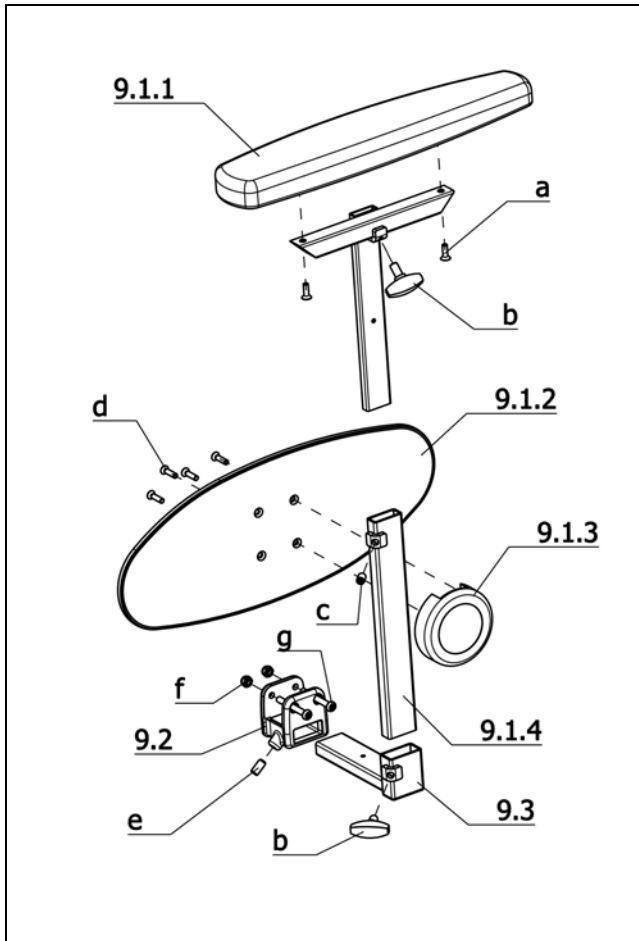
Item	Article-No:	Pc	Description
-	1 070 892	1	Arm supports Code 106-standard (1 pair)
9.1	1 070 890	1	Arm support standard left asmb w clothes guard and pad
9.1a	1 070 891	1	Arm support stand. right asmb w clothes guard and pad
-	1 070 462	2	Arm support (T-tube pad rec.)
9.1.1	1 070 451	2	Arm support pad standard "(L=380mm
9.1.2	1 069 936	2	Clothes guard plate Transparent
9.1.3	1 069 948	2	Clothes guard bracket
9.1.4	1 070 460	2	Receptacle tube L=250 mm
9.2	1 069 934	2	Arm support receptacle
9.3	1 070 466	2	Adj. tube long (L=140mm)
a	207 633 400	4	Countersunk head screw DIN 7991 M6x16
b	205 113 800	4	Wing screw M8x15
c	207 306 100	2	THREAD PIN WITH BALL CAP M 8 X 12 45H
d	8 452 755	8	Plastic screw KB50X20
e	207 510 300	2	Threaded pin DIN 914 M8x16
f	207 320 100	4	Locknut, DIN 980/8, M6, A3T
g	207 381 400	4	FIL.HEAD SCREW M 6X50 ISO7380 10.9 A3T WITH HEX. SOCKET



**Sub Unit: Code 769; Clothes guard without armrest**

Item	Article-No:	Pc	Description
-	1 075 417	1	Clothes guard asmb. Code 769 w/o arm support pad - 1 pair
9.1.2	1 069 936	2	Clothes guard plate Transparent
9.1.3	1 069 948	2	Clothes guard bracket
9.1.4	1 075 115	2	Receptacle tube
9.2	1 069 934	2	Arm support receptacle
9.3	1 070 466	2	Adj. tube long (L=140mm)
9.3	1 071 405	2	Adj. tube medium (L=112mm) for Code 43-118
9.3	1 071 403	2	Adjustment tube short (L=87mm) for Code 38-118
a	205 049 300	2	Plastic slider F35X15 black
b	205 113 800	4	Wing screw M8x15
d	8 452 755	8	Plastic screw KB50X20
e	207 510 300	2	Threaded pin DIN 914 M8x16
f	207 320 100	4	Locknut, DIN 980/8, M6, A3T
g	207 381 400	4	FIL.HEAD SCREW M 6X50 ISO7380 10.9 A3T WITH HEX. SOCKET

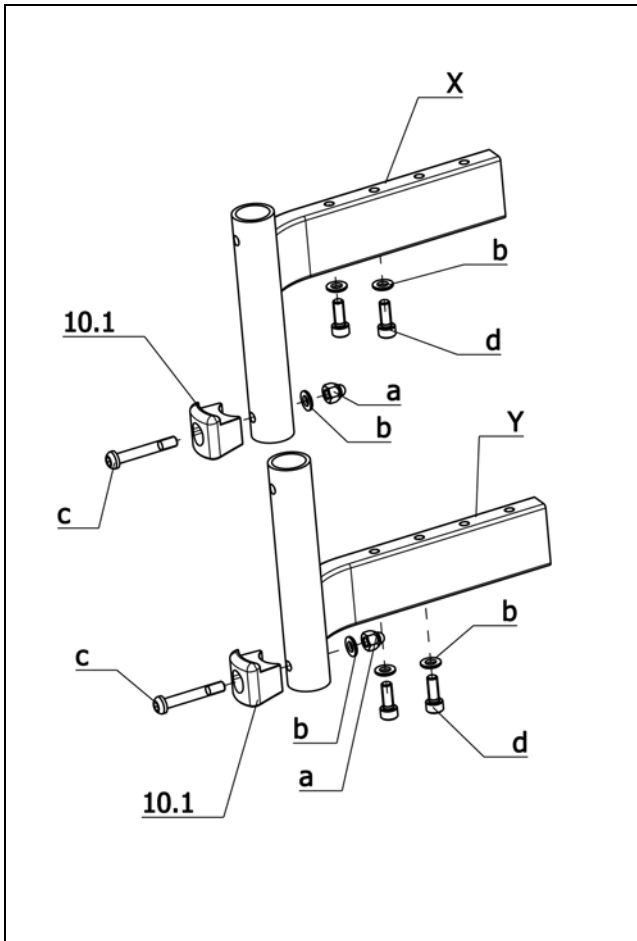
**iChair mc2 1.611 / c**  
**Component unit: Arm support**



**Sub Unit: Code 4960; Adapter set for Hemi arm support pad**

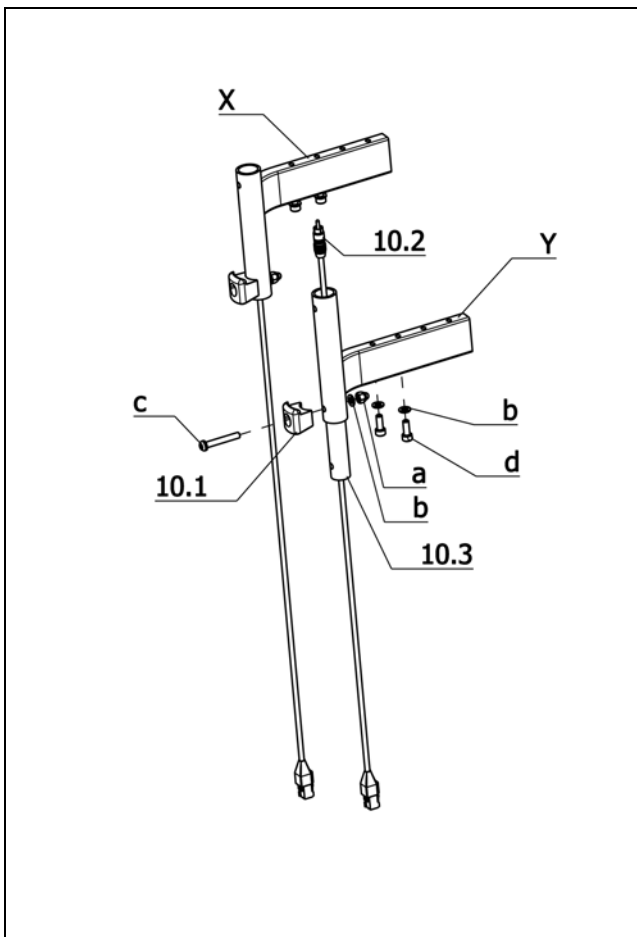
Item	Article-No:	Pc	Description
-	1 070 893	1	Arm supports Code 4960-HEMI (1 pair)
-	1 070 462	2	Arm support (T-tube pad rec.)
9.1	1 070 894	1	Arm support HEMI left asmb w clothes guard and pad
9.1a	1 070 895	1	Arm support HEMI right asmb w clothes guard and pad
9.1.1	1 069 946	2	Arm support cushion hemi-shell "(L=380mm
9.1.2	1 069 936	2	Clothes guard plate Transparent
9.1.3	1 069 948	2	Clothes guard bracket
9.1.4	1 070 460	2	Receptacle tube L=250 mm
9.2	1 069 934	2	Arm support receptacle
9.3	1 070 466	2	Adj. tube long (L=140mm)
a	207 633 400	4	Countersunk head screw DIN 7991 M6x16
b	205 113 800	4	Wing screw M8x15
c	207 306 100	2	THREAD PIN WITH BALL CAP M 8 X 12 45H
d	8 452 755	8	Plastic screw KB50X20
e	207 510 300	2	Threaded pin DIN 914 M8x16
f	207 320 100	4	Locknut, DIN 980/8, M6, A3T
g	207 381 400	4	FIL.HEAD SCREW M 6X50 ISO7380 10.9 A3T WITH HEX. SOCKET

iChair mc2 1.611 / c  
Component unit: Leg supports



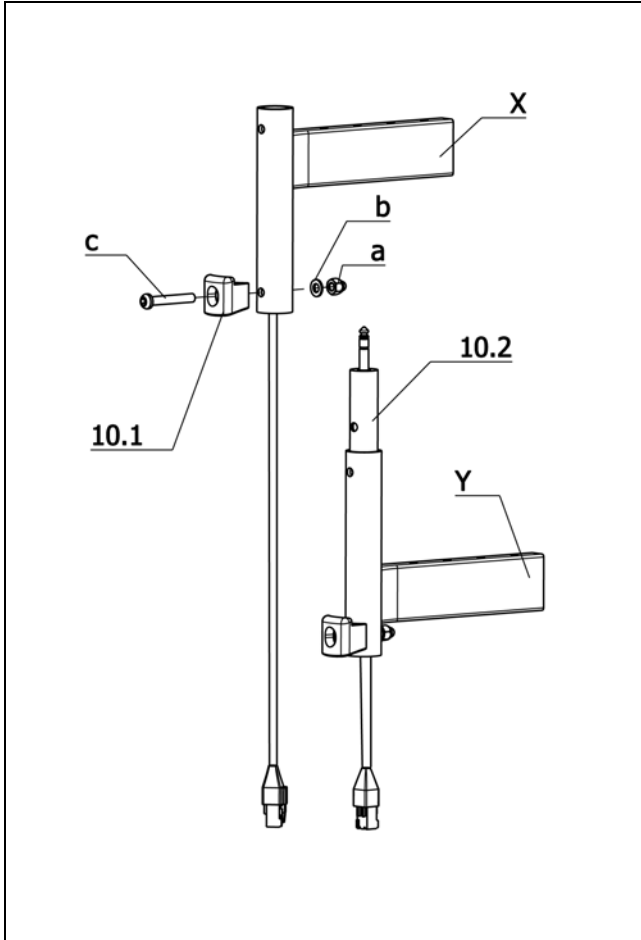
**Sub Unit: Bracket asmb. manual**

Item	Article-No:	Pc	Description
10.1	205 214 306	2	Locking bolt mount
a	207 320 000	2	Locking cap nut DIN 986 M6-8 A3T
b	207 330 200	6	Washer, DIN 125-B6,4 St. A3T
c	205 597 400	2	Fillister head screw M6x40 10.9 A3T
d	207 124 500	4	Cheese head screw DIN 912 M 6x16-8.8 VC3
<b>Standard-Version</b>			
X	5 006 580	1	Bracket left asmb standard f leg support 92/93 manual
X	5 006 581	1	Bracket right asmb standard f leg support 92/93 manual
<b>Version for Recaro and Basic seat</b>			
Y	5 006 582	1	Bracket right asmb RECARO f leg support 92/93 manual
Y	5 006 583	1	Bracket left asmb RECARO f leg support 92/93 manual



**Sub Unit: Bracket asmb. electric (up to 2012-11)**

Item	Article-No:	Pc	Description
10.1	205 214 306	2	Locking bolt mount
10.2	1 071 141	2	Leg support cable asmb (1.4m)
10.3	1 071 142	2	Clamping bushing
a	207 320 000	2	Locking cap nut DIN 986 M6-8 A3T
b	207 330 200	6	Washer, DIN 125-B6,4 St. A3T
c	205 597 400	2	Fillister head screw M6x40 10.9 A3T
d	207 124 500	4	Cheese head screw DIN 912 M 6x16-8.8 VC3
<b>Standard-Version</b>			
X	5 006 575	1	Bracket left asmb standard f leg sup. code 86/4822 (1.4m)
X	5 006 576	1	Bracket right asmb standard f leg sup. code 86/4822 (1.4m)
<b>Version for Recaro and Basic seat</b>			
Y	5 006 577	1	Bracket left asmb RECARO f leg sup. code 86/4822 (1.4m)
Y	5 006 578	1	Bracket right asmb RECARO f leg sup. code 86/4822 (1.4m)

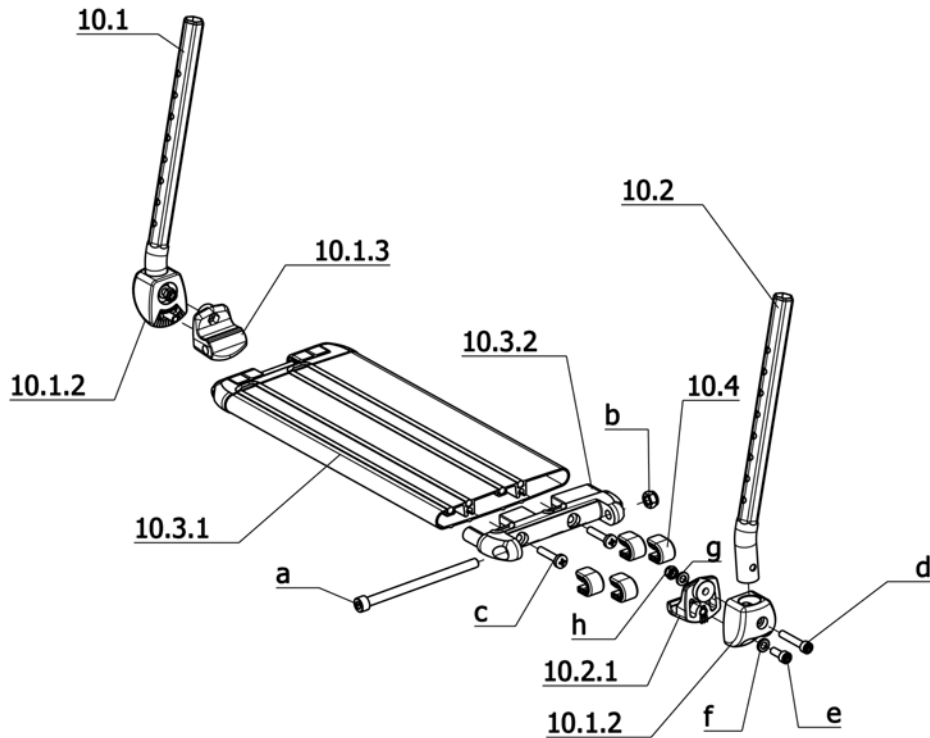


**Sub Unit: Bracket asmb. electric (from 2012-12)**

Item	Article-No:	Pc	Description
10.1	205 214 306	2	Locking bolt mount
10.2	1 073 558	2	Leg support cable asmb. L=1300 mm
a	207 320 000	2	Locking cap nut DIN 986 M6-8 A3T
b	207 330 200	6	Washer, DIN 125-B6,4 St. A3T
c	205 597 400	2	Fillister head screw M6x40 10.9 A3T
<b>Standard-Version</b>			
X	5 006 626	1	Bracket left asmb standard for Code 86/4822 (1.3m) plug
X	5 006 627	1	Bracket right asmb standard for Code 86/4822 (1.3m) plug
<b>Version for Recaro and Basic seat</b>			
Y	5 006 632	1	Bracket left asmb RECARO for Code 86/4822 (1.3m) plug
Y	5 006 633	1	Bracket right asmb RECARO for Code 86/4822 (1.3m) plug



**iChair mc2 1.611 / c**  
**Component unit: Leg supports**

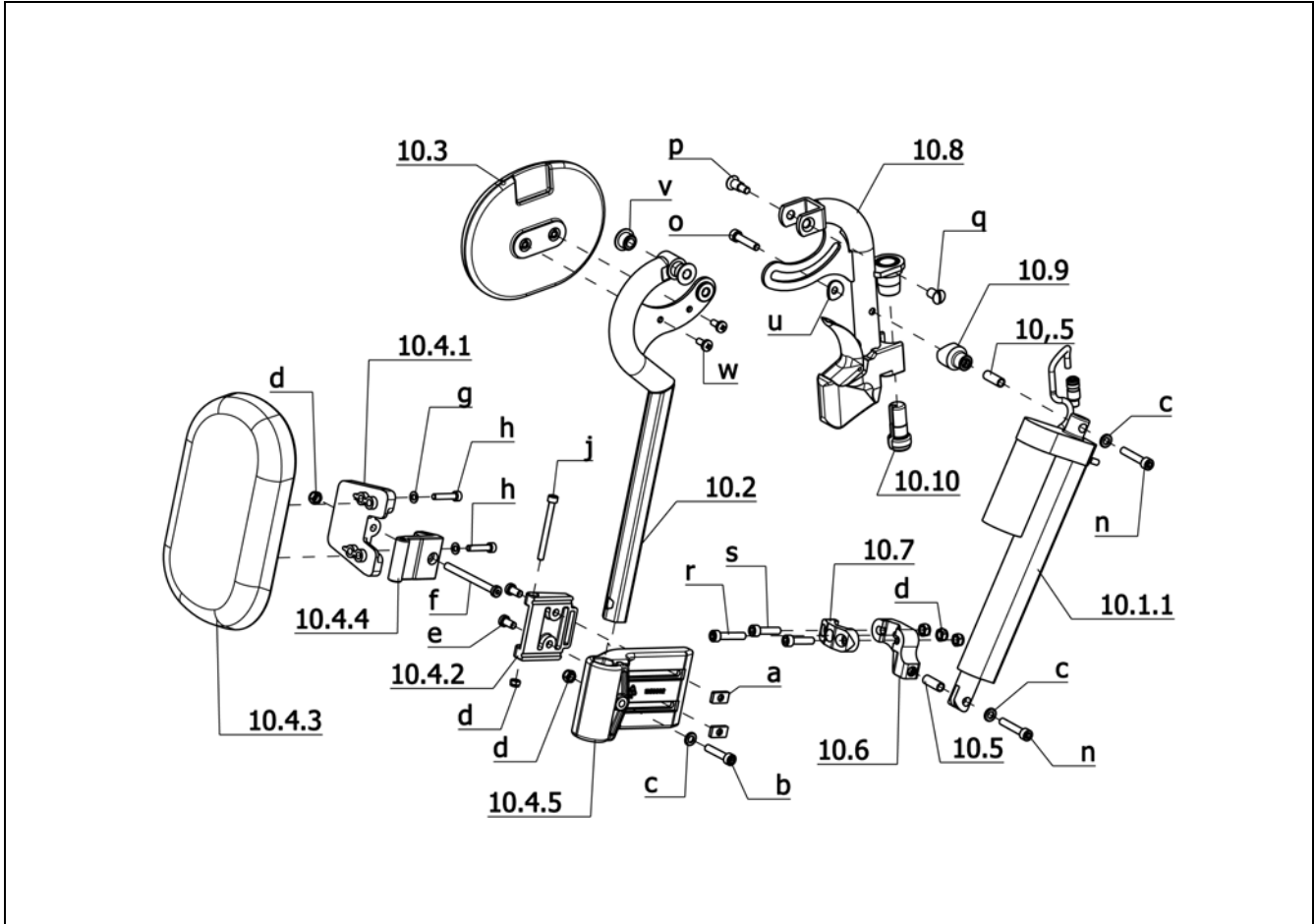


**Sub Unit: Code 54; Footboard continuous (hexagon tube)**

Item	Article-No:	Pc	Description
10.1	1 071 418	1	Insert tube right asmb
10.2	1 071 417	1	Insert tube left assy
-	1 071 416	2	Insert tube
10.1.2	1 049 691	2	Mount
10.1.3	1 047 996	1	Joint piece
10.2.1	1 047 997	1	Joint piece
10.3.1	1 049 639	1	Rubber buffer
10.3.2	1 048 906	2	End piece
10.4	1 047 998	8	Adjustment facility,assembled
a	207 352 900	2	Cheese head screw
b	207 320 200	2	Locknut DIN 985 M8-8 A3T
c	207 602 700	4	Tapping screw DIN 7516 M6x30
d	207 350 800	1	Cheese head screw M6x35 DIN798 4 - 8.8 A3T
e	207 301 700	2	Cheese head screw,DIN 912, M 6x16-8.8
f	207 330 200	2	Washer,DIN 125-B6,4 St. A3T
g	207 023 700	2	Washer DIN 125-B 6,4 PVC
h	207 350 800	2	Cheese head screw M6x35 DIN798 4 - 8.8 A3T
-	207 380 400	2	Filister head screw DIN 7380 M 6x35-10,9 A3T
-	207 330 200	4	Washer,DIN 125-B6,4 St. A3T
-	207 320 000	2	Locking cap nut DIN 986 M6-8 A3T
-	1 030 237	1	Leg belt complete

**Sub Unit: Code 54; Footboard continuous (hexagon tube)**

Item	Article-No:	Pc	Description
			<b>Attention! State the corresponding colour code when ordering lower part of legrests, respectively foot boards.</b>
			<b>Code 38; Seat width 38cm</b>
10	1 071 427	1	Leg support lower part Code 38-54-93
10.3	1 071 423	1	Footboard asmb.
			<b>Code 43; Seat width 43cm</b>
10	1 071 428	1	Leg support lower part Code 43-54-93
10.3	1 071 424	1	Footboard asmb.
			<b>Code 48; Seat width 48cm</b>
10	1 071 429	1	Leg support lower part Code 48-54-93
10.3	1 071 425	1	Footboard asmb.
			<b>Code 53; Seat width 53cm</b>
10	1 071 430	1	Leg support lower part Code 53-54-93
10.3	1 071 426	1	Footboard asmb.



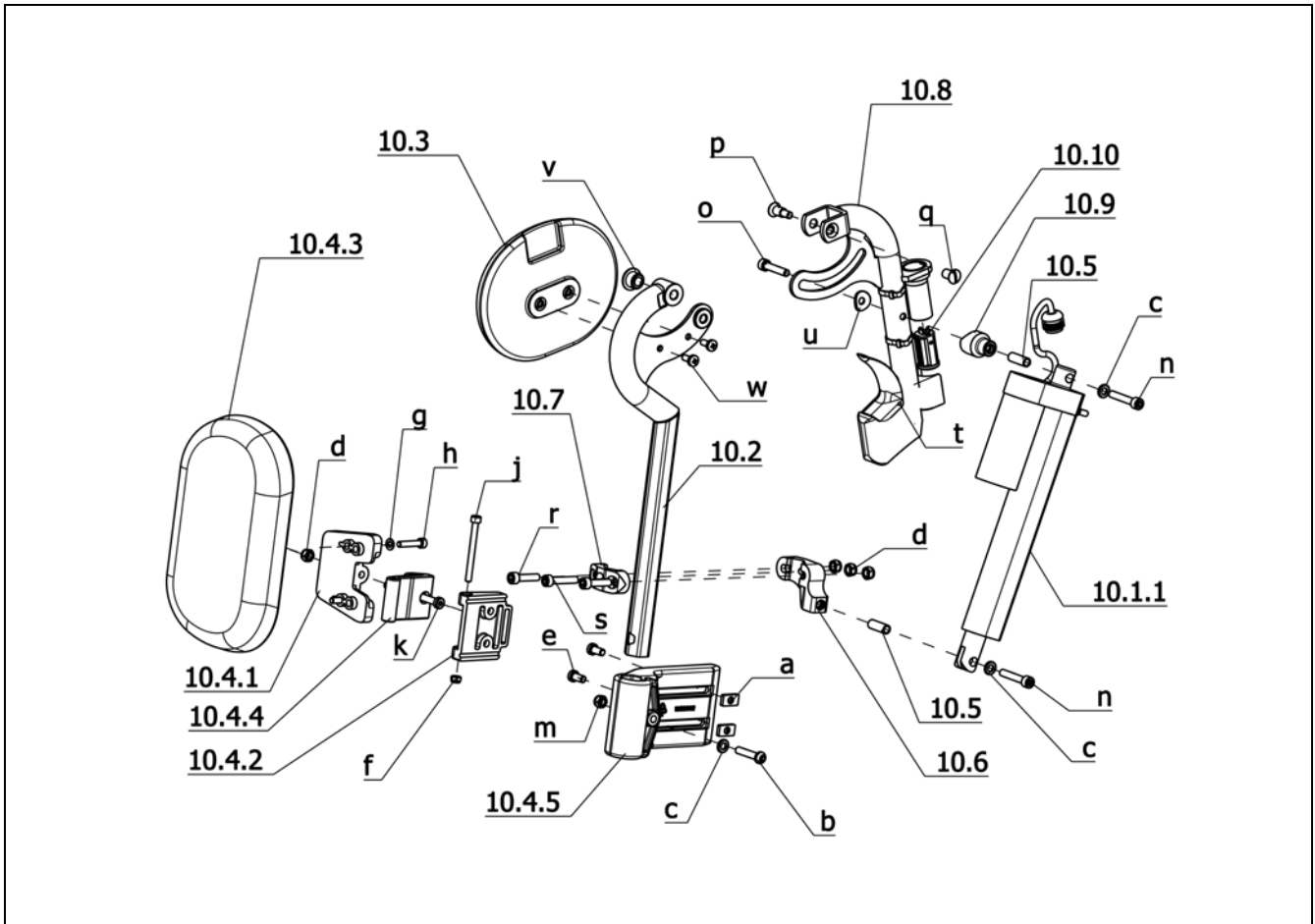
**Sub Unit: Code 86-702; Leg support electrically adjustable (up to 2012-11) – Electronic R-Net**

Item	Article-No:	Pc	Description
-	1 068 740	1	Upper leg supports left asmb. electric Code 4822
-	1 068 739	1	Upper leg supports right asmb. electric Code 4822
10.1	8 109 771	2	Adjustment drive asmb.
10.2	1 059 443	2	Calf plate tube right cpl. .
10.2a	1 058 915	1	Calf plate tube left cpl.
10.3	1 053 701	2	Knee cushion
10.4	5 006 345	2	Calf cushion asmb.
10.4.1	1 059 657	2	Swivelling plate
10.4.2	1 061 036	2	Joint bracket long
10.4.3	1 059 656	2	Calf plat slim
10.4.4	1 059 655	2	Joint
10.4.5	1 058 902	2	Support clamp
10.5	8 109 766	4	Distancer tube
10.6	8 109 768	1	Left connector
10.6a	8 109 778	1	Right connector
10.7	8 109 769	2	Clamp
10.8	1 053 687	2	Leg support tube cpl.
-	5 006 653	2	Leg support release lever For Code 91/92
10.9	8 109 767	2	Distancer bolt
10.10	1 070 489	2	Clamping bushing
a	1 061 035	4	Square nut M6
b	207 380 200	2	Filister head screw DIN 7380 M 6x30 10,9 A3T

**Sub Unit: Code 86-702; Leg support electrically adjustable (up to 2012-11) – Electronic R-Net**

Item	Article-No:	Pc	Description
c	207 330 200	8	Washer, DIN 125-B6, 4 St. A3T
d	207 320 100	10	Locknut, DIN 980/8, M6, A3T
e	207 350 200	4	Cheese head screw, M 6x12-8.8 A3T DIN6912
f	207 351 000	2	Cheese head screw DIN 7984 M 6x70-8.8
g	207 330 100	4	Washer DIN 125-B5, 3 St A3T
h	207 120 800	8	Cheese head screw DIN 912 M 5x25-8.8
j	207 304 100	2	Cheese head screw DIN 912 M 5x55-8.8
k	207 301 500	2	Cheese head screw, DIN 912 M 6x30-8.8
m	207 192 900	4	CYLINDER SCREW M 6 X 25 DIN 912 10.9 A3T
n	207 126 100	4	Cheese head screw, M6x35 DIN912 8.8 VC3
o	207 193 900	2	CYLINDER SCREW DIN 912 M6X20 8.8 A3T TUF-LOK
p	205 596 200	2	Shoulder screw 9SMNPB 28K ->Attention! Secure with Loctite no. 243 part-no. 205 638 800.
q	205 596 100	2	Sleeve nut M6 black 9S20K ->Attention! Secure with Loctite no. 243 part-no. 205 638 800.
r	207 301 500	2	Cheese head screw, DIN 912 M 6x30-8.8
s	207 345 500	2	Oval head countersunk screw DIN 966 M5x16 4.8 A3T black
t	207 907 500	2	Center grooved dowel pin DIN 1475 3x24
u	8 454 744	2	WASHER FORGED R 12.5
v	1 047 682	4	Bush sleeve
w	207 301 300	4	Filister head screw DIN 7985- M5x12-4.8 A3K
-	205 222 206	2	Locking screw
-	206 323 000	2	Compression spring, D-151 A

iChair mc2 1.611 / c  
Component unit: Leg supports

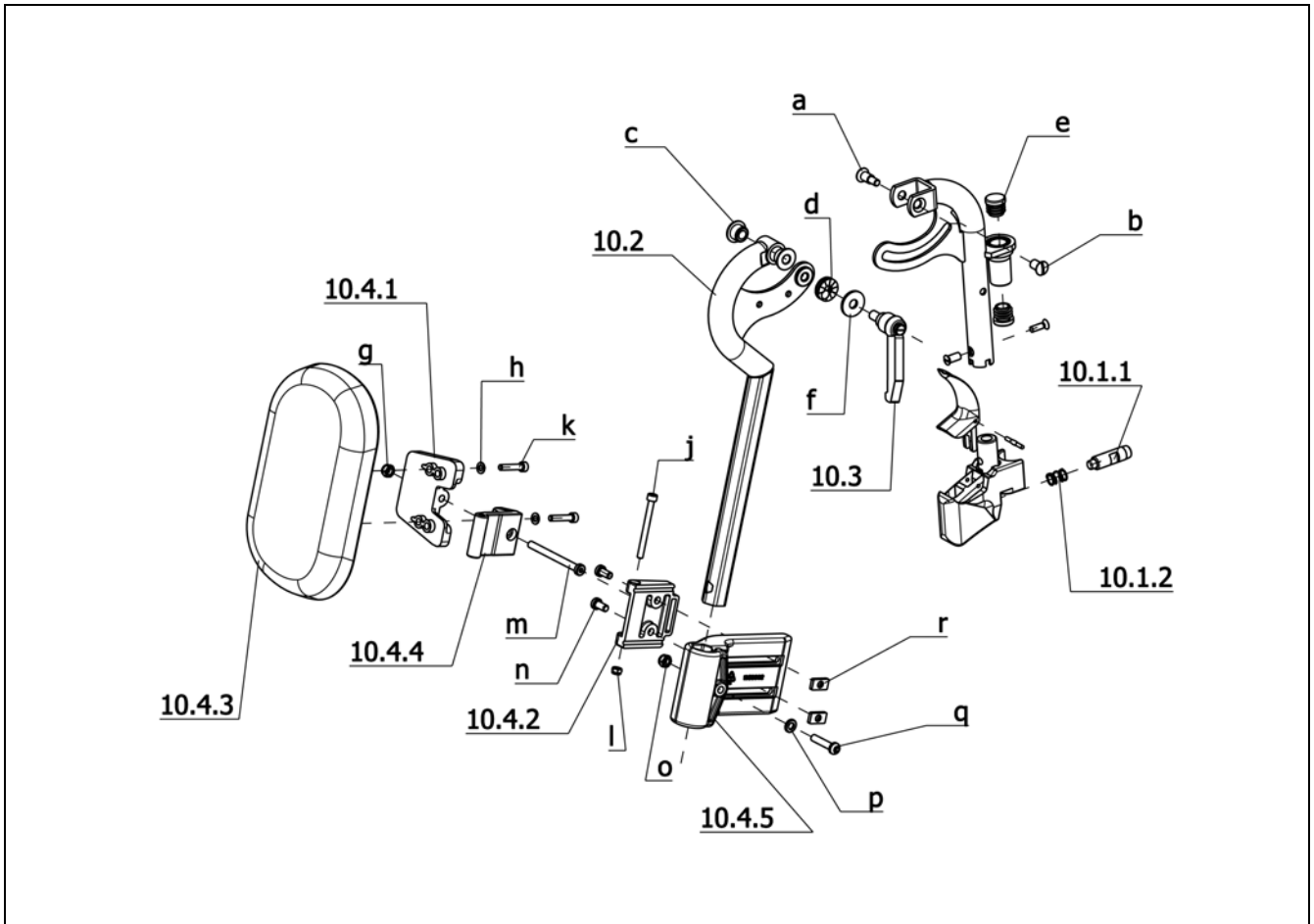


Sub Unit: Code 86-702; Leg support electrically adjustable (from 2012-12) – Electronic R-Net

Item	Article-No:	Pc	Description
-	1 071 143	1	Upper leg supports electric Code 86 - 1 pair (refit kit)
-	1 073 553	1	Upper leg supports left asmb. electrical Code 86 (plug)
-	1 073 554	1	Upper leg supports right asmb. electrical Code 86 (plug)
10.1	1 073 557	2	Adjustment drive asmb.
10.2	1 058 915	1	Calf plate tube left cpl.
10.2a	1 059 443	1	Calf plate tube right cpl. .
10.3	1 053 701	2	Knee cushion
10.4	5 006 345	2	Calf cushion asmb.
10.4.1	1 059 657	2	Swivelling plate
10.4.2	1 061 036	2	Joint bracket long
10.4.3	1 059 656	2	Calf plat slim
10.4.4	1 059 655	2	Joint
10.4.5	1 058 902	2	Support clamp
10.5	8 109 766	4	Distancer tube
10.6	8 109 768	1	Left connector
10.6a	8 109 778	1	Right connector
10.7	8 109 769	2	Clamp
10.8	1 053 687	2	Leg support tube cpl.
-	5 006 653	2	Leg support release lever For Code 91/92
10.9	8 109 767	2	Distancer bolt
10.10	1 070 489	2	Clamping bushing
a	1 061 035	4	Square nut M6
b	207 380 200	2	Filister head screw DIN 7380 M 6x30 10,9 A3T

Sub Unit: Code 86-702; Leg support electrically adjustable (from 2012-12) – Electronic R-Net

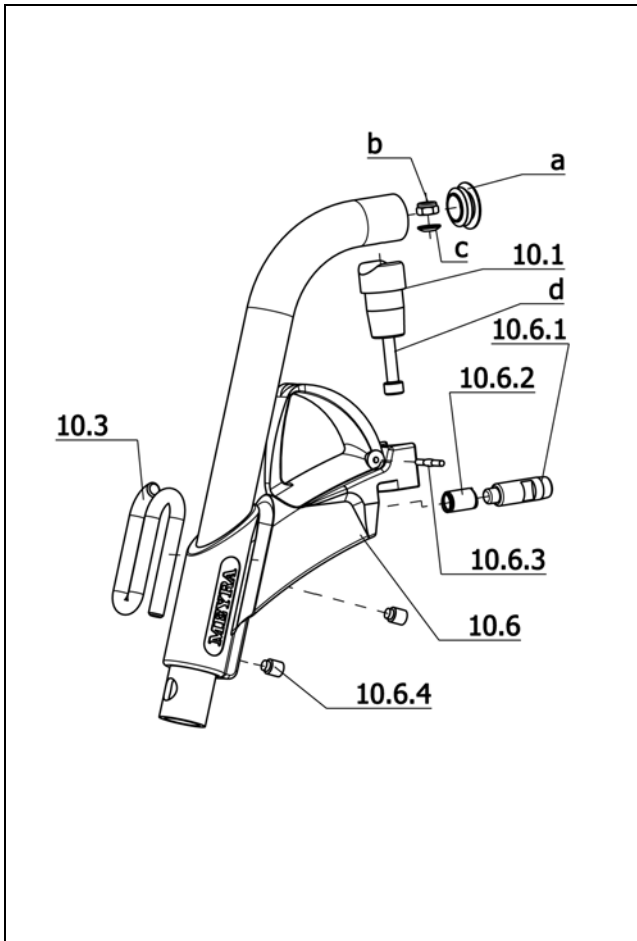
Item	Article-No:	Pc	Description
c	207 330 200	8	Washer, DIN 125-B6, 4 St. A3T
d	207 320 100	8	Locknut, DIN 980/8, M6, A3T
e	207 350 200	4	Cheese head screw, M 6x12-8.8 A3T DIN6912
f	207 322 000	2	Locknut, DIN 980/8, M5
g	207 330 100	4	Washer DIN 125-B5, 3 St A3T
h	207 120 800	4	Cheese head screw DIN 912 M 5x25-8.8
j	207 304 100	2	Cheese head screw DIN 912 M 5x55-8.8
k	207 351 000	2	Cheese head screw DIN 7984 M 6x70-8.8
m	207 417 500	2	Locknut, M6
n	207 126 100	4	Cheese head screw, M6x35 DIN912 8.8 VC3
o	207 193 900	2	CYLINDER SCREW DIN 912 M6X20 8.8 A3T TUF-LOK
p	205 596 200	2	Shoulder screw 9SMNPB 28K
q	205 596 100	2	Sleeve nut M6 black 9S20K ->Attention! Secure with Loctite no. 243 part-no. 205 638 800.
r	207 192 900	4	CYLINDER SCREW M 6 X 25 DIN 912 10.9 A3T
s	207 301 500	2	Cheese head screw, DIN 912 M 6x30-8.8
t	207 907 500	2	Center grooved dowel pin DIN 1475 3x24
u	8 454 744	2	WASHER FORGED R 12.5
v	1 047 682	4	Bush sleeve
w	207 301 300	4	Filister head screw DIN 7985- M5x12-4.8 A3K
-	205 222 206	2	Locking screw
-	206 323 000	2	Compression spring, D-151 A



Sub Unit: Code 92; Removable height adj. leg support, swivell-away			
Item	Article-No:	Pc	Description
-	1 062 133	1	Leg support upper part 1 pair Code 92
10	1 062 134	1	Upper leg supports left asmb. Code 92
10a	1 062 135	1	Upper leg supports right asmb. Code 92
10.1	1 053 687	2	Leg support tube cpl.
-	5 006 653	2	Leg support release lever For Code 91/92
10.1.1	205 222 206	2	Locking screw
10.1.2	206 323 000	2	Compression spring,D-151 A
10.2	1 058 915	1	Calf plate tube left cpl.
10.2a	1 059 443	1	Calf plate tube right cpl. .
10.3	206 656 600	2	Tilt-clamping lever M 8 x 15
10.4	5 006 345	1	Calf cushion asmb.
10.4.1	1 059 657	2	Swivelling plate
10.4.2	1 061 036	2	Joint bracket long
10.4.3	1 059 656	2	Calf plat slim
10.4.4	1 059 655	2	Joint
10.4.5	1 058 902	2	Support clamp

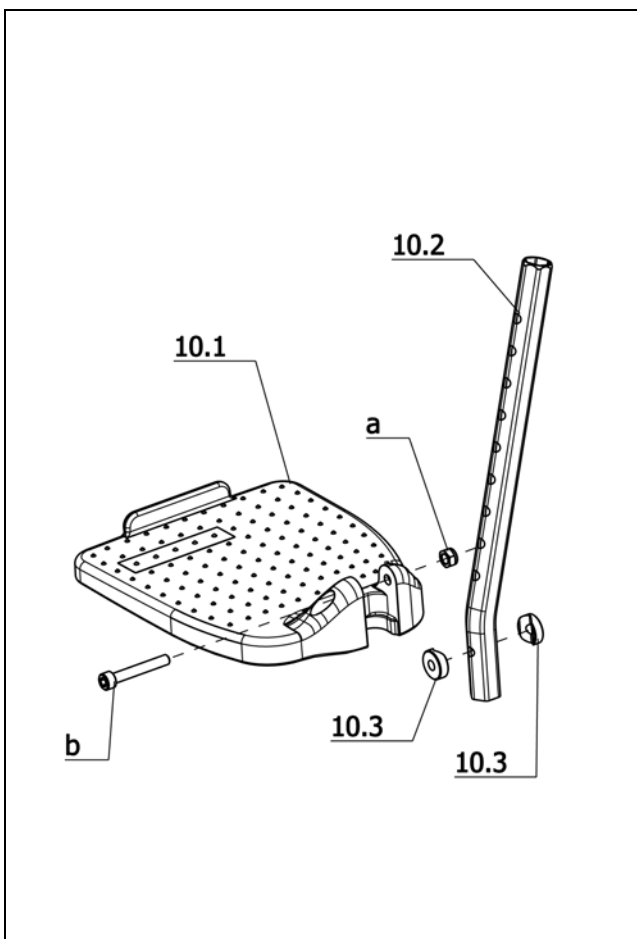
Sub Unit: Code 92; Removable height adj. leg support, swivell-away			
Item	Article-No:	Pc	Description
a	205 596 200	2	Shoulder screw 9SMNPB 28K ->Attention! Secure with Loctite no. 243 part-no. 205 638 800.
b	205 596 100	2	Sleeve nut M6 black 9S20K ->Attention! Secure with Loctite no. 243 part-no. 205 638 800.
c	1 047 682	4	Bush sleeve
d	205 595 000	2	Locking washer, black ->Mount the toothed side of the washer facing to the thread bushing
e	205 027 100	2	Plastic slide GL 18 black
f	207 335 000	2	Washer DIN 9021, B 8.4
g	207 320 100	2	Locknut,DIN 980/8,M6, A3T
h	207 330 100	4	Washer DIN 125-B5,3 St A3T
j	207 304 100	2	Cheese head screw DIN 912 M 5x55-8.8
k	207 120 800	4	Cheese head screw DIN 912 M 5x25-8.8
l	207 322 000	2	Locknut,DIN 980/8,M5
m	207 351 000	2	Cheese head screw DIN 7984 M 6x70-8.8
n	207 350 200	4	Cheese head screw,M 6x12-8.8 A3T DIN6912
o	207 417 500	2	Locknut, M6
p	207 330 200	2	Washer,DIN 125-B6,4 St. A3T
q	207 380 200	2	Filister head screw DIN 7380 M 6x30 10,9 A3T
r	1 061 035	4	Square nut M6
-	207 300 600	2	Hexagon screw DIN931/8.8, M6x30
-	207 330 200	2	Washer,DIN 125-B6,4 St. A3T
-	207 417 500	2	Locknut, M6

iChair mc2 1.611 / c  
Component unit: Leg supports



**Sub Unit: Code 93; Removable leg supports, swivel-away**

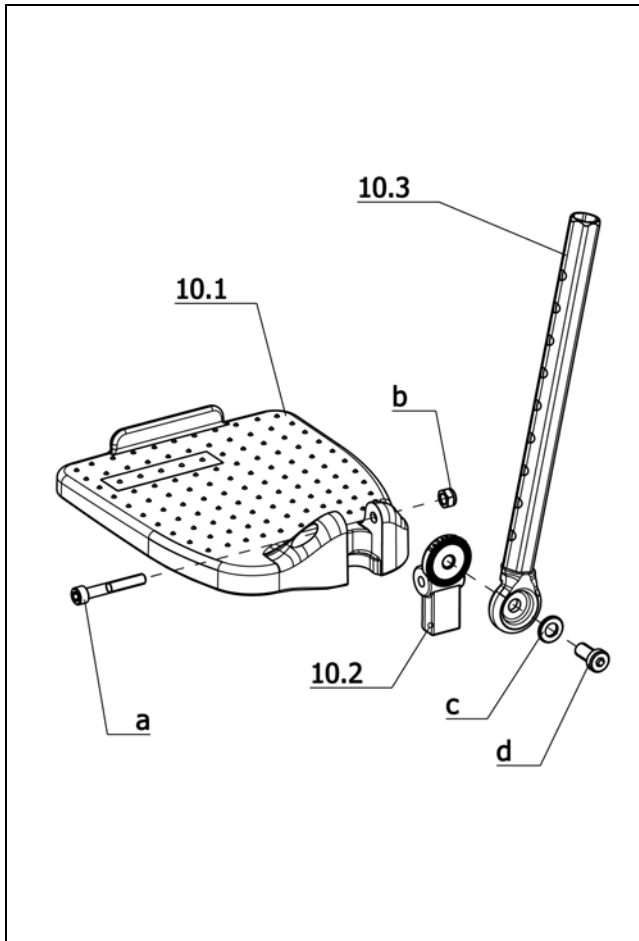
Item	Article-No:	Pc	Description
-	1 070 786	1	Upper leg supports Code 93-38/43/48/53 - 1 pair
10	1 073 262	1	Upper leg supports left asmb.
10a	1 073 263	1	Upper leg supports right asmb.
10.1	1 042 609	2	Bearing journal
10.3	1 039 515	2	Calf belt pin
10.6	1 039 505	2	Leg support holder complete
10.6.1	205 214 406	2	Locking screw
10.6.2	206 323 000	2	Compression spring,D-151 A
10.6.3	207 907 500	2	Center grooved dowel pin DIN 1475 3x24
10.6.4	207 252 600	4	Threaded pin,M8x10,DIN915
a	1 051 059	2	Plastic glider
b	207 320 100	2	Locknut,DIN 980/8,M6, A3T
c	207 881 000	2	Spherical disc DIN 6319 C6.4
d	207 350 800	2	Cheese head screw M6x35 DIN798 4 - 8.8 A3T
-	207 626 600	2	Filister head screw, DIN 7985
-	207 330 200	2	Washer,DIN 125-B6,4 St. A3T
-	207 320 100	2	Locknut,DIN 980/8,M6, A3T
-	1 030 237	1	Leg belt complete



**Sub Unit: Code 805; Foot plates plastic, divided**

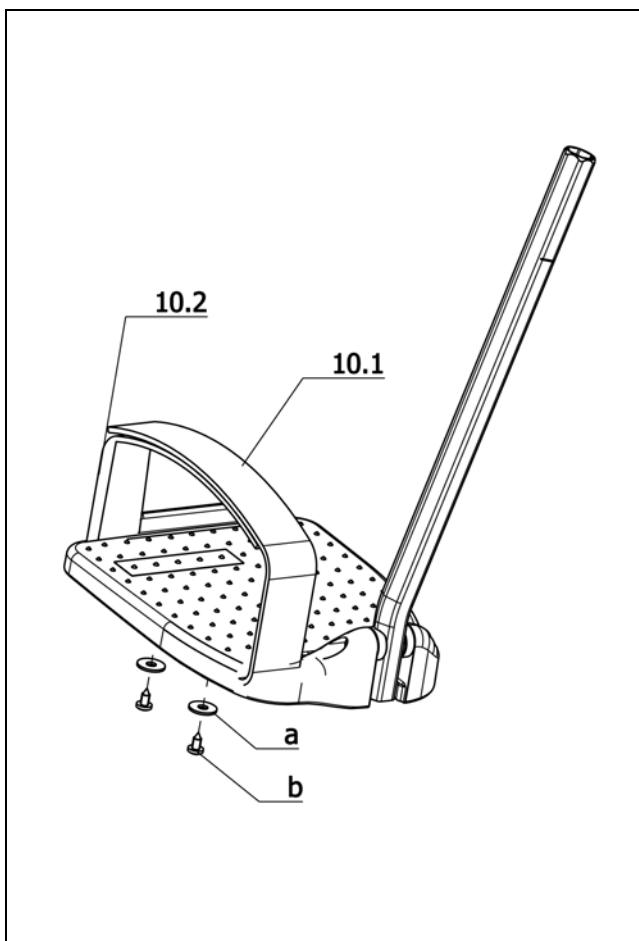
Item	Article-No:	Pc	Description
-	1 059 649	1	Insert tube 1 pair Code 805-128
10	1 059 644	1	Footboard left asmb. Code 128-805
10a	1 059 646	1	Footboard right asmb. Code 128-805
10.1	1 059 642	1	Footboard left
10.1a	1 059 645	1	Footboard right
10.2	1 059 643	2	Insert tube (for code 128)
10.3	1 058 905	2	Joint washer
a	207 302 200	2	Cheese head screw DIN 912 M6x40
b	207 320 100	2	Locknut,DIN 980/8,M6, A3T

**iChair mc2 1.611 / c**  
**Component unit: Leg supports**



**Sub Unit: Code 808; Foot plates angle adjustable**

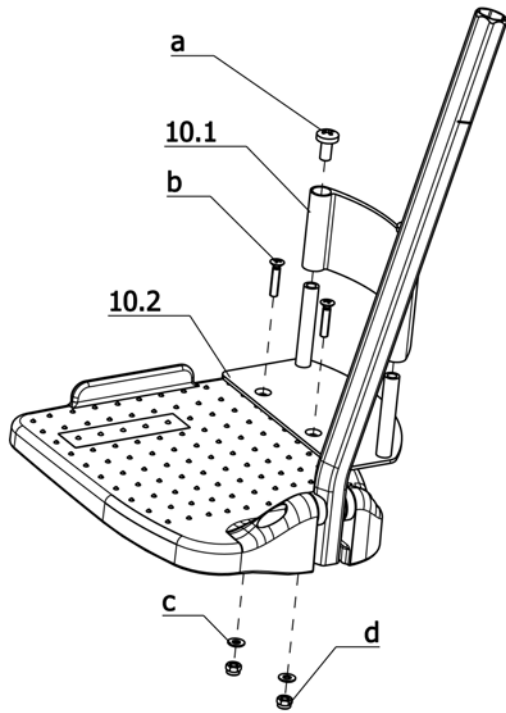
Item	Article-No:	Pc	Description
-	1 062 575	1	Lower leg supports 1 pair Code 128-798
10	1 057 541	1	Footboard left asmb. Code 128-798
10a	1 057 542	1	Footboard right asmb. Code 128-798
10.1	1 059 642	1	Footboard left
10.1a	1 059 645	1	Footboard right
10.2	1 058 918	2	Toothed insert
10.3	1 058 913	2	Insert tube cpl.
a	207 302 200	2	Cheese head screw DIN 912 M6x40
b	207 320 100	2	Locknut, DIN 980/8, M6, A3T
c	207 330 300	2	Washer DIN 125 - B8, 4 ST A3T
d	207 353 000	2	Cheese head screw M8 X 16 DIN7984 8.8 A3T VC3



**Sub Unit: Code 822; Shoe fastening strap**

Item	Article-No:	Pc	Description
-	1 054 378	1	Shoe fastening strap Code 822 1 pair
10.1	1 012 444	2	Velcro fastener hook
10.2	1 012 445	2	Velcro fastener fleece
a	207 330 000	4	Washer DIN 9021 B 5.3
b	207 318 100	4	Filister head tapping screw, DIN 7981 B4, 2x9, 5 St.

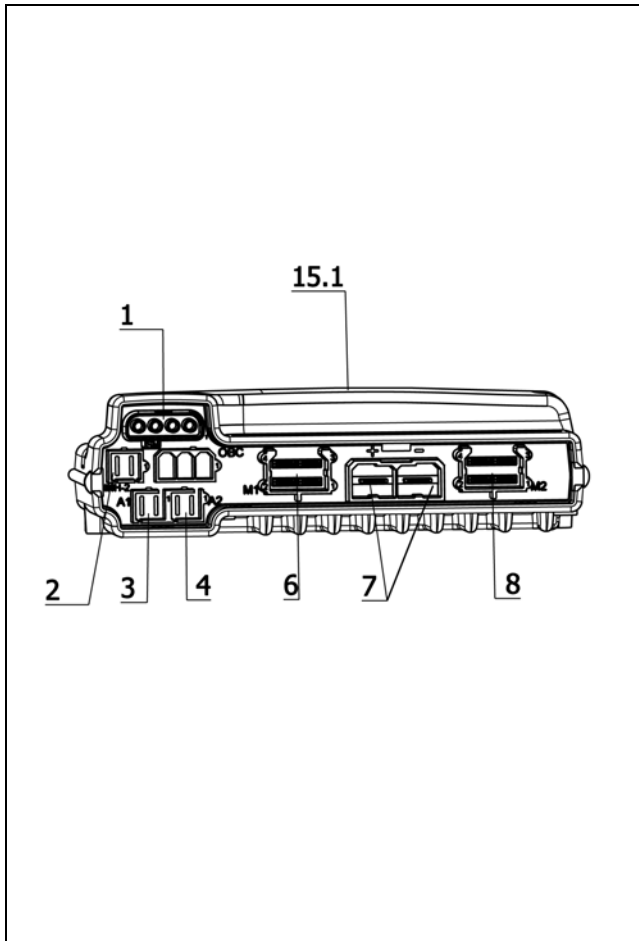
iChair mc2 1.611 / c  
Component unit: Leg supports



**Sub Unit: Code 823; Heel support**

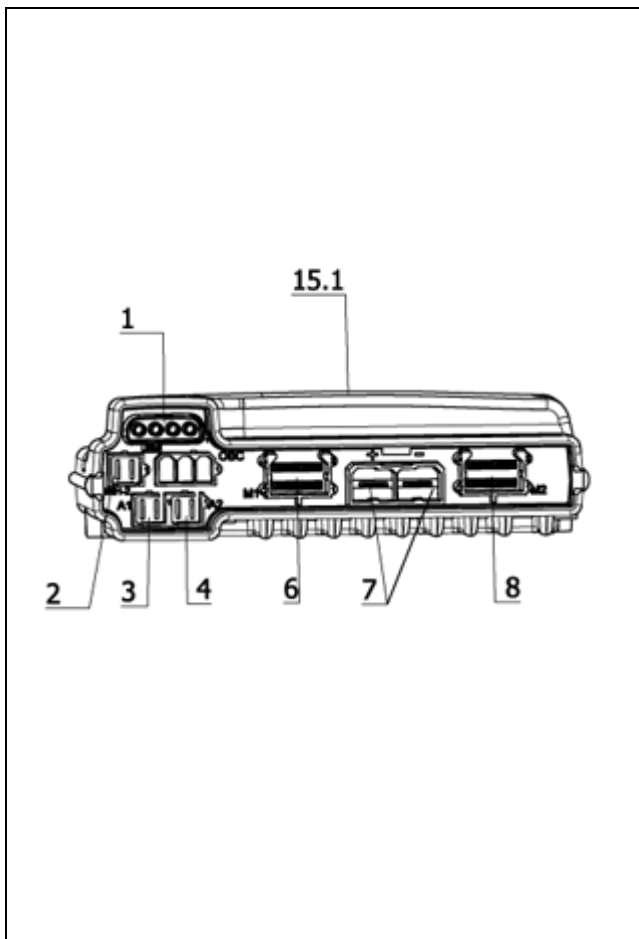
Item	Article-No:	Pc	Description
-	1 012 396	1	Heel retainer Code 823
-	1 012 396	1	Heel retainer Code 823
10.1	1 012 384	2	Heel belt, Code 38/46-823
10.2	1 012 385	1	Sheet metal retainer, left Code 38/46-823
10.2a	1 012 386	1	Sheet metal retainer, right Code 38/46-823
a	207 340 600	4	Fillister head screw DIN 7985 M 6x12-4.8
b	207 343 900	4	Countersunk head screw DIN 965 M4x16 8.8
c	207 330 800	4	Washer DIN 125 B 4,2
d	207 322 600	4	Locknut DIN 985 M 4

**iChair mc2 1.611 / c**  
**Component unit: Electrical system**



**Sub Unit: Code 115-408; Speed 6km/h – Electronic VR2**

Item	Article-No:	Pc	Description
-	207 019 000	2	Flat head screw M5 X 35 DIN-EN-ISO-10642 8.8 A3T
-	207 330 100	2	Washer DIN 125-B5,3 St A3T
-	207 322 000	2	Locknut,DIN 980/8,M5
<b>Contact allocation electronic (power module)</b>			
1	0	0	BUS-cable
2	0	0	Microswitch bracket connector ->only with adjustments
3	0	0	Adjustment motor ->only with adjustments
4	0	0	Adjustment motor 2 ->only with adjustments
6	0	0	Driving motor left
7	0	0	Battery plug
8	0	0	Driving motor right
<b>Electronic - without adjustments</b>			
15.1	1 070 519	1	Electronic VR2 70A Code 115-408 (w/o adjustm.)
15.1	401 070 519	1	Exch.-electronic VR2 70A Code 115-408 (w/o adjustm.)
<b>Electronic - with adjustments</b>			
->only for: Code 25; Electrically reclining backrest Code 118; Full reclining seat (electrically operated)			
15.1	1 071 124	1	Electronic VR2 70A/2 Code 115-408-682 (w adjustm.)
15.1	401 071 124	1	Exch.-electronic VR2 70A/2 Code 115-408-682 (w adjustm.)

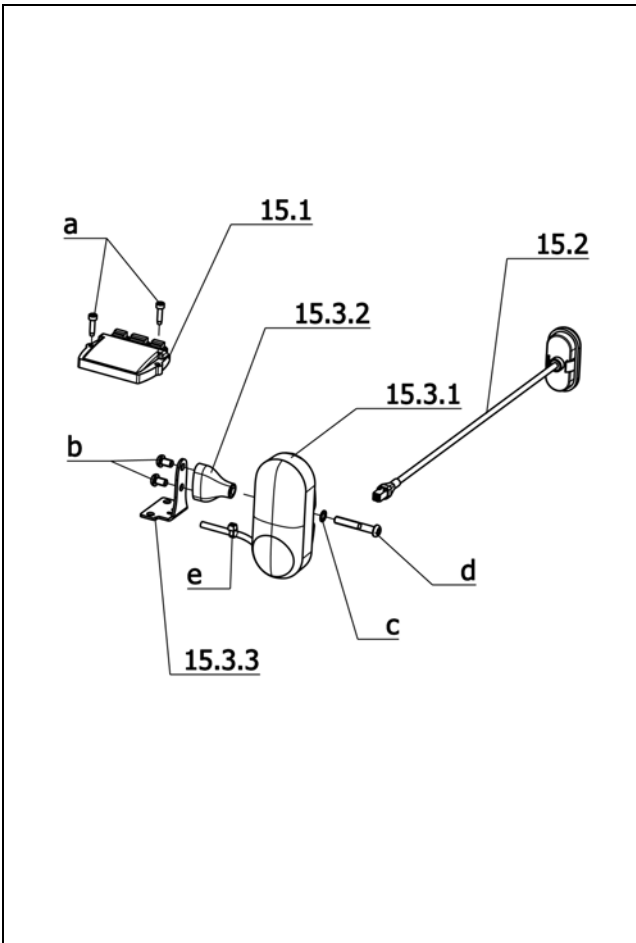


**Sub Unit: Code 117-408; Speed 10km/h – Electronic VR2**

Item	Article-No:	Pc	Description
-	207 019 000	2	Flat head screw M5 X 35 DIN-EN-ISO-10642 8.8 A3T
-	207 330 100	2	Washer DIN 125-B5,3 St A3T
-	207 322 000	2	Locknut,DIN 980/8,M5
<b>Contact allocation electronic (power module)</b>			
1	0	0	BUS-cable
2	0	0	Microswitch bracket connector ->only with adjustments
3	0	0	Adjustment motor ->only with adjustments
4	0	0	Adjustment motor 2 ->only with adjustments
6	0	0	Driving motor left
7	0	0	Battery plug
8	0	0	Driving motor right
<b>Electronic - without adjustments</b>			
15.1	1 071 123	1	Electronic VR2 90A Code 117-408 (w/o adjustm.)
15.1	401 071 123	1	Exch.-electronic VR2 90A Code 117-408 (w/o adjustm.)
<b>Electronic - with adjustments</b>			
->only for: Code 25; Electrically reclining backrest Code 118; Full reclining seat (electrically operated)			
15.1	1 071 125	1	Electronic VR2 90A/2 Code 117-408-682 (w adjustm.)
15.1	401 071 125	1	Exch.-electronic VR2 90A/2 Code 117-408-682 (w adjustm.)

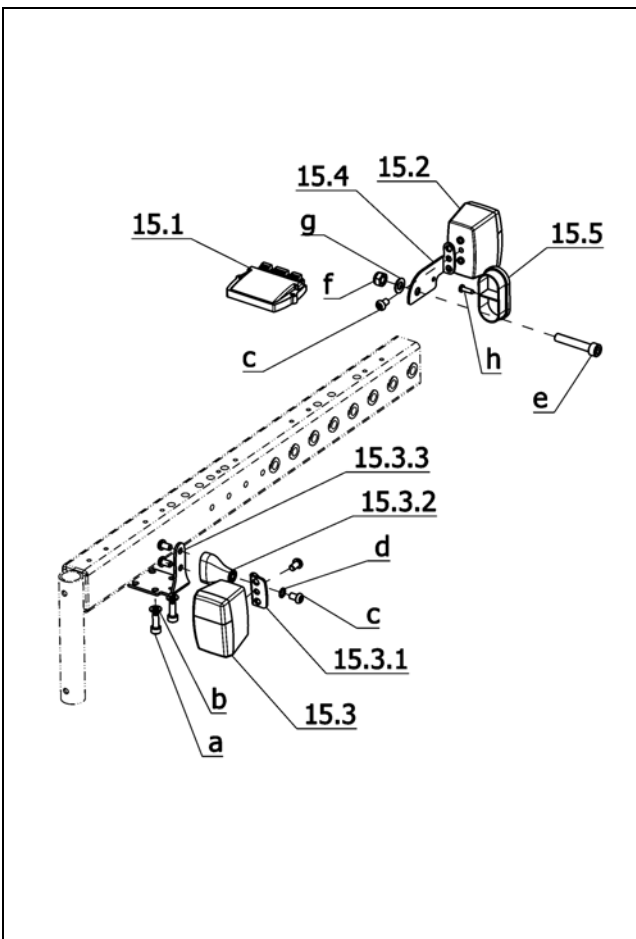


**iChair mc2 1.611 / c**  
**Component unit: Electrical system**



**Sub Unit: Code 408-932; Electronic VR2 – Lighting for electronic wheelchair**

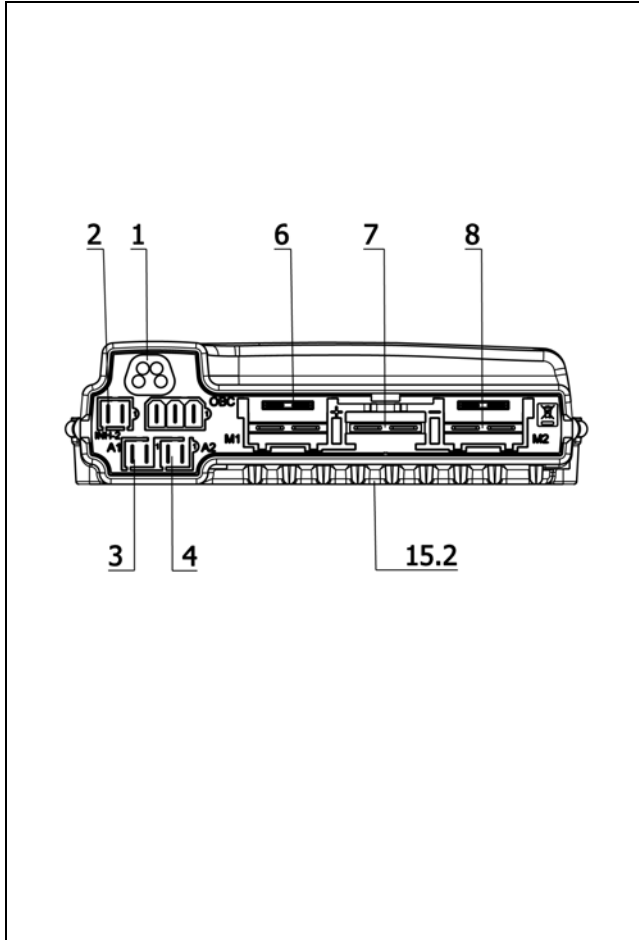
Item	Article-No:	Pc	Description
-	1 070 508	1	Lighting equipment VR2 incl. Lighting module
15.1	208 111 600	1	Lighting module D50242
15.2	1 070 510	2	Rear light (LED-technology)
15.3	1 070 514	1	Headlight/turn signal left asmb (LED-technology)
15.3a	1 070 515	1	Headlight/turn signal right asmb (LED-technology)
15.3.1	1 070 509	2	Headlight/turn signal w/o bracket (LED-technology)
15.3.2	1 069 954	2	Bracket for LED-front lighting
15.3.3	1 070 513	2	Angle plate
a	207 019 200	2	Self tapping screw DIN7500 E M4 x 16 ST A3T
b	207 381 100	4	Filister head screw DIN 7380 M 6x10-10.9
c	207 429 700	2	Locking washer S6
d	207 380 300	2	Filister head screw, DIN 7380 M 6x40-10.9
e	206 954 200	2	CABLE BAND T 30 BLACK
-	1 070 512	1	Lighting cable left (Y-cable Code 408-932)
-	1 070 511	1	Lighting cable right (Y-cable Code 408-932)



**Sub Unit: Code 408-932; Electronic VR2 – Lighting for electronic wheelchair**

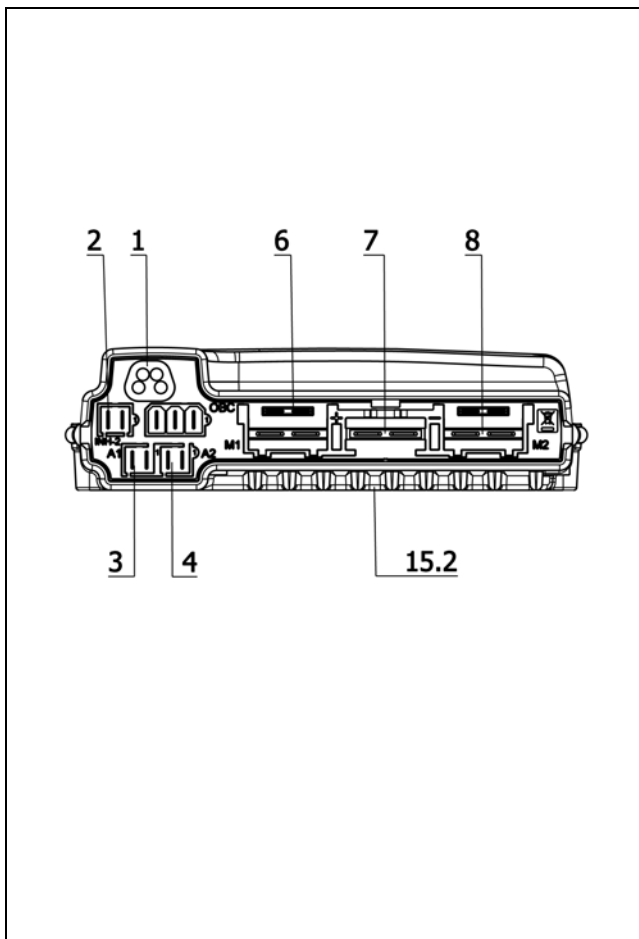
Item	Article-No:	Pc	Description
15.1	208 111 600	1	Lighting module D50242
15.2	1 076 768	2	Back light/indicator asmb
15.3	1 076 769	2	Headlight/indicator asmb. (indicator orange)
15.3.1	1 076 746	2	Lighting bracket
15.3.2	1 069 954	2	Bracket for LED-front lighting
15.3.3	1 070 513	2	Angle plate
15.4	1 076 766	1	Lighting bracket, rear left
15.4a	1 076 767	1	Lighting bracket, rear right
15.5	205 032 000	2	Plastic slider FL 60x30x2
a	207 124 500	4	Cheese head screw DIN 912 M 6x16-8.8 VC3
b	207 330 200	4	Washer, DIN 125-B6,4 St. A3T
c	207 381 100	10	Filister head screw DIN 7380 M 6x10-10.9
d	207 429 700	2	Locking washer S6
e	207 303 100	2	Cheese head screw M8x45 DIN912
f	207 320 200	2	Locknut DIN 985 M8-8 A3T
g	207 330 300	2	Washer DIN 125 - B8,4 ST A3T
h	207 319 700	2	TIN SCREW DIN7981 3.9x16 C-H A3T

**iChair mc2 1.611 / c**  
**Component unit: Electrical system**



**Sub Unit: Code 115-702; Speed 6km/h – Electronic R-Net**

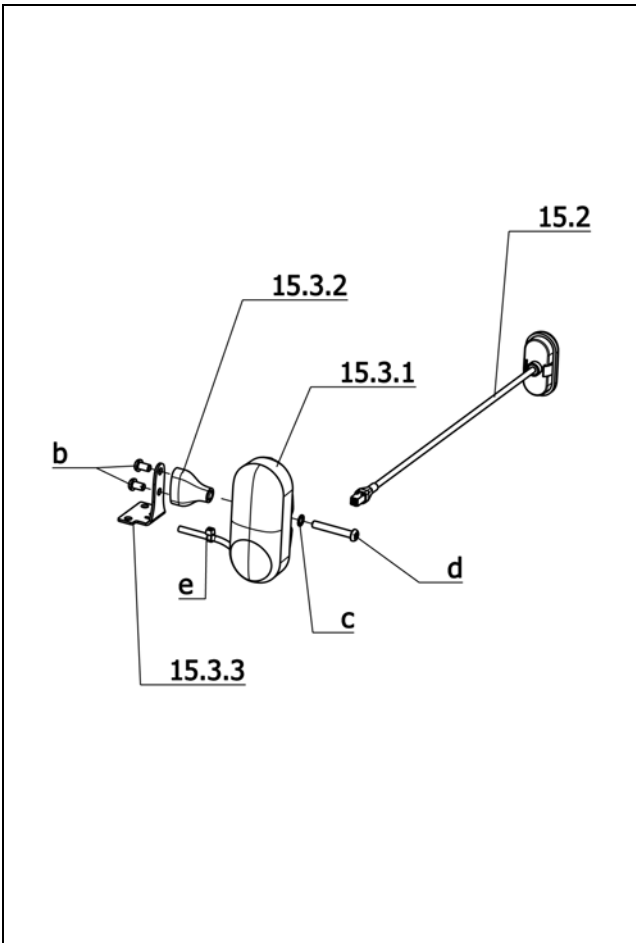
Item	Article-No:	Pc	Description
-	207 019 000	2	Flat head screw M5 X 35 DIN-EN-ISO-10642 8.8 A3T
-	207 330 100	2	Washer DIN 125-B5,3 St A3T
-	207 322 000	2	Locknut,DIN 980/8,M5
<b>Contact allocation electronic (power module)</b>			
1		0 0	BUS-cable
2		0 0	Microswitch bracket connector
3		0 0	Adjustment motor
4		0 0	Adjustment motor 2
6		0 0	Driving motor left
7		0 0	Battery plug
8		0 0	Driving motor right
<b>Code 115; Speed 6km</b>			
15.2	1 071 131	1	Electronic R-NET 90A Code 115-702
15.2	401 071 131	1	Exch.-electronic R-NET 90A Code 115-702
<b>Code 27-115; Electric seat height adjustment – Speed 6km/h</b>			
15.2	1 074 905	1	Electronic R-NET 90A Code 27-115-702
15.2	401 074 905	1	Exch.-electronic R-NET 90A Code 27-115-702
<b>Code 115-903; Speed 6km/h – Reinforced version</b>			
15.2	1 074 447	1	Electronic R-NET 120A Code 115-702
15.2	401 074 447	1	Exch.-electronic R-NET 120A Code 115-702
<b>Code 27-115-903; Electric seat height adjustment – Speed 6km/h – Reinforced version</b>			
15.2	1 074 909	1	Electronic R-NET 120A Code 27-115-702
15.2	401 074 909	1	Exch.-electronic R-NET 120A Code 27-115-702



**Sub Unit: Code 117-702; Speed 10km/h – Electronic R-Net**

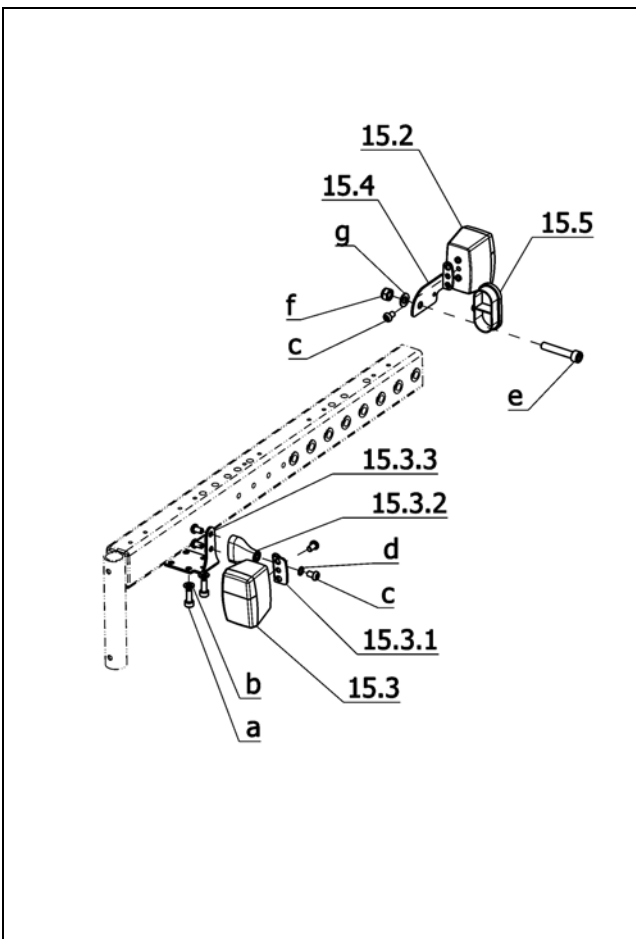
Item	Article-No:	Pc	Description
-	207 019 000	2	Flat head screw M5 X 35 DIN-EN-ISO-10642 8.8 A3T
-	207 330 100	2	Washer DIN 125-B5,3 St A3T
-	207 322 000	2	Locknut,DIN 980/8,M5
<b>Contact allocation electronic (power module)</b>			
1		0 0	BUS-cable
2		0 0	Microswitch bracket connector
3		0 0	Adjustment motor
4		0 0	Adjustment motor 2
6		0 0	Driving motor left
7		0 0	Battery plug
8		0 0	Driving motor right
<b>Code 117; Speed 10km</b>			
15.2	1 071 133	1	Electronic R-NET 90A Code 117-702
15.2	401 071 133	1	Exch.-electronic R-NET 90A Code 117-702
<b>Code 27-117; Electric seat height adjustment – Speed 10km/h</b>			
15.2	1 074 901	1	Electronic R-NET 90A Code 27-117-702
15.2	401 074 901	1	Exch.-electronic R-NET 90A Code 27-117-702
<b>Code 117-903; Speed 10km/h – Reinforced version</b>			
15.2	1 074 445	1	Electronic R-NET 120A Code 117-702
15.2	401 074 445	1	Exch.-electronic R-NET 120A Code 117-702
<b>Code 27-117-903; Electric seat height adjustment – Speed 10km/h – Reinforced version</b>			
15.2	1 074 911	1	Electronic R-NET 120A Code 27-117-702
15.2	401 074 911	1	Exch.-electronic R-NET 120A Code 27-117-702

**iChair mc2 1.611 / c**  
**Component unit: Electrical system**



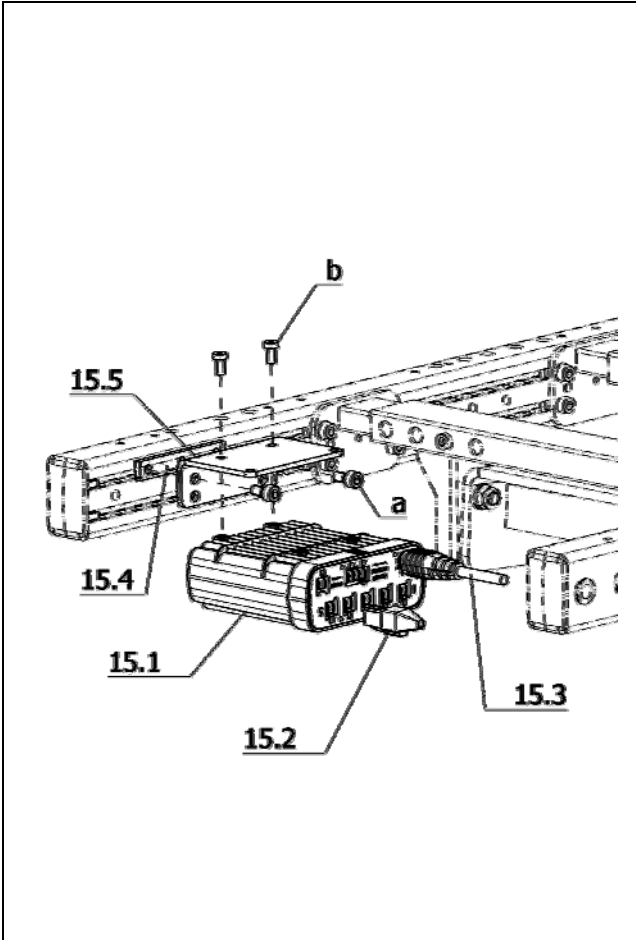
**Sub Unit: Code 702-932; Electronic R-Net – Lighting for electronic wheelchair**

Item	Article-No:	Pc	Description
-	1 071 144	1	Lighting equipm. for R-NET (if req. order separately) ->view page adjustment-lighting module R-Net
15.2	1 070 510	2	Rear light (LED-technology)
15.3	1 070 514	1	Headlight/turn signal left asmb (LED-technology)
15.3a	1 070 515	1	Headlight/turn signal right asmb (LED-technology)
15.3.1	1 070 509	2	Headlight/turn signal w/o bracket (LED-technology)
15.3.2	1 069 954	2	Bracket for LED-front lighting
15.3.3	1 070 513	2	Angle plate
b	207 381 100	4	Filister head screw DIN 7380 M 6x10-10.9
c	207 429 700	2	Locking washer S6
d	207 380 300	2	Filister head screw, DIN 7380 M 6x40-10.9
e	206 954 200	2	CABLE BAND T 30 BLACK
-	1 071 146	1	Lighting cable left (Y-cable Code 702-932)
-	1 071 145	1	Lighting cable right (Y-cable Code 702-932)
<b>Code 27; electric seat height adjustment</b>			
-	1 071 158	1	Lighting equipm. for R-NET (if req. order separately) ->view page adjustment-lighting module R-Net



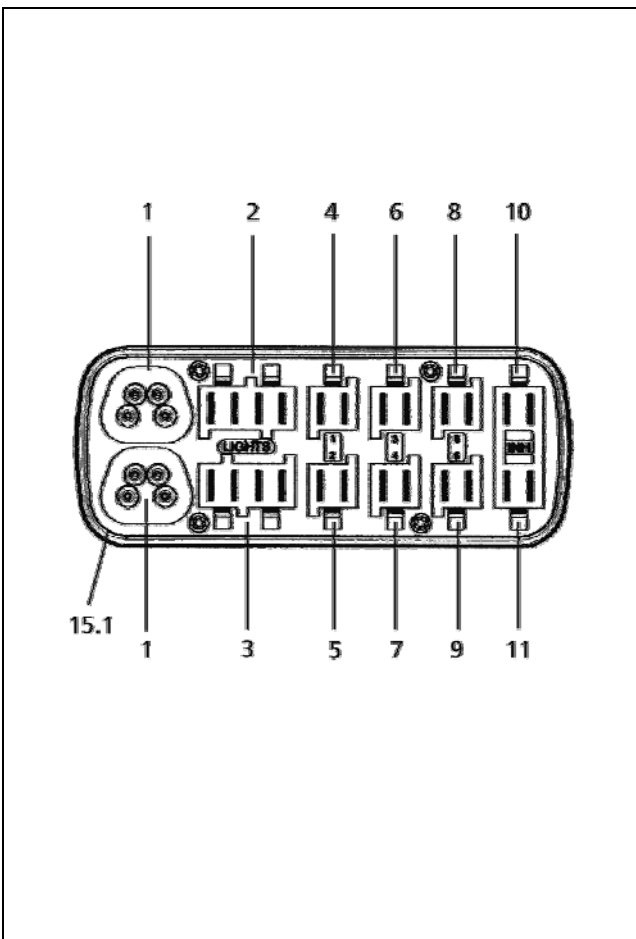
**Sub Unit: Code 702-932; Electronic R-Net – Lighting for electronic wheelchair**

Item	Article-No:	Pc	Description
15.2	1 076 768	2	Back light/indicator asmb
15.3	1 076 769	2	Headlight/indicator asmb. (indicator orange)
15.3.1	1 076 746	2	Lighting bracket
15.3.2	1 069 954	2	Bracket for LED-front lighting
15.3.3	1 070 513	2	Angle plate
15.4	1 076 766	1	Lighting bracket, rear left
15.4a	1 076 767	1	Lighting bracket, rear right
15.5	205 032 000	2	Plastic slider FL 60x30x2
a	207 124 500	4	Cheese head screw DIN 912 M 6x16-8.8 VC3
b	207 330 200	4	Washer, DIN 125-B6, 4 St. A3T
c	207 381 100	10	Filister head screw DIN 7380 M 6x10-10.9
d	207 429 700	2	Locking washer S6
e	207 303 100	2	Cheese head screw M8x45 DIN912
f	207 320 200	2	Locknut DIN 985 M8-8 A3T
g	207 330 300	2	Washer DIN 125 - B8, 4 ST A3T
h	207 319 700	2	TIN SCREW DIN7981 3.9x16 C-H A3T



**Sub Unit: Code 678-702-932; Adjustment-lighting module-R-Net**

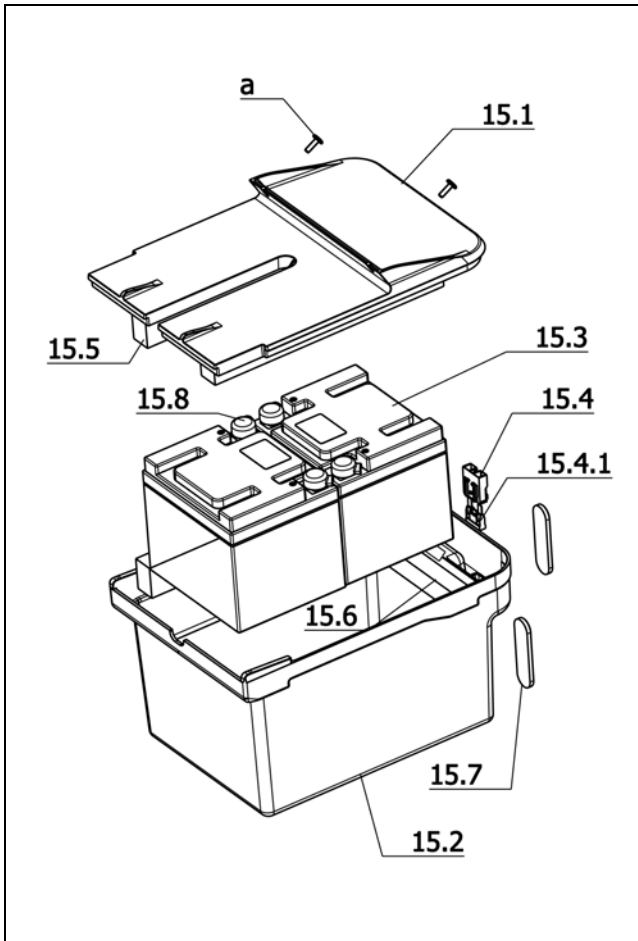
Item	Article-No:	Pc	Description
-	1 071 225	1	Adj.-lighting module (R-NET) w bridge and cable 1.2m
15.1	206 849 800	1	Adj.-lighting module (R-NET) w/o assembly parts
15.1	426 849 800	1	Exc. adj.-light. module(R-NET) w/o assembly parts
15.2	1 071 617	1	Bridge (f adj.-/light module R-NET)
15.3	206 907 800	1	BUS-cable 1.2m (R-NET)
15.4	1 069 799	1	Clamping piece 75x12x4 with 3x M6
15.5	1 071 222	1	Holding angle adjustment modul
a	207 122 300	2	Cheese head screw DIN 912 M6x12 -8.8
b	207 351 400	2	Cylinder screw M 5 x 10 DIN7984 8.8 A3T



**Sub Unit: Contact allocation adjustment module**

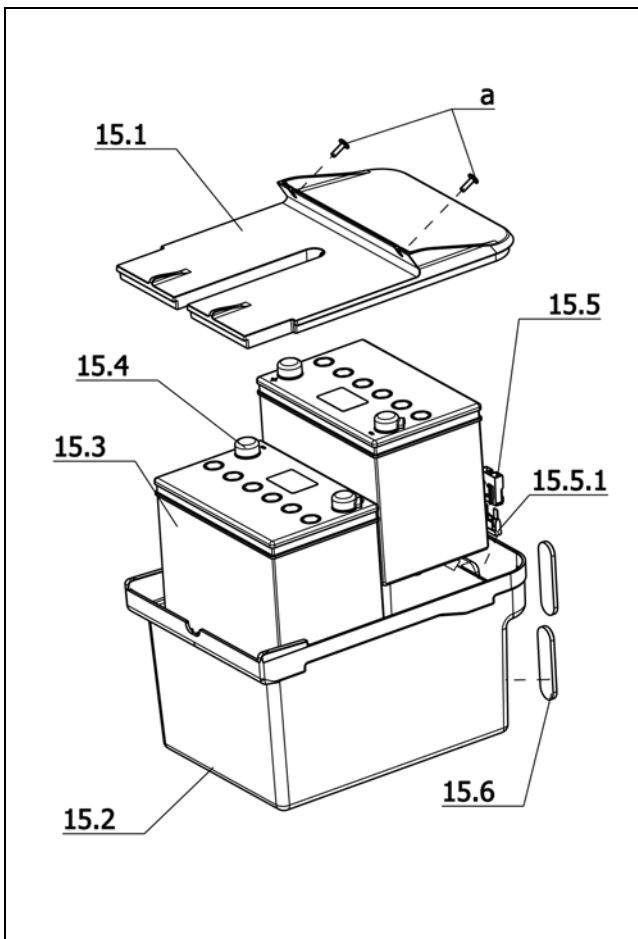
Item	Article-No:	Pc	Description
15.1	206 849 800	1	Adj.-lighting module (R-NET) w/o assembly parts
1	0	2	BUS-cable
2	0	1	Lighting left
3	0	1	Lighting right
4	0	1	electr. adjustable back support
5	0	1	electr. seat angling
6	0	1	electr. leg support left
7	0	1	electr. leg support right
8	0	1	Lifting cylinder
9	0	1	RECARO electric adjustment
10	0	1	Bridge or end switch speed reduction
11	0	1	Tilt switch

**iChair mc2 1.611 / c**  
**Component unit: Electrical system**



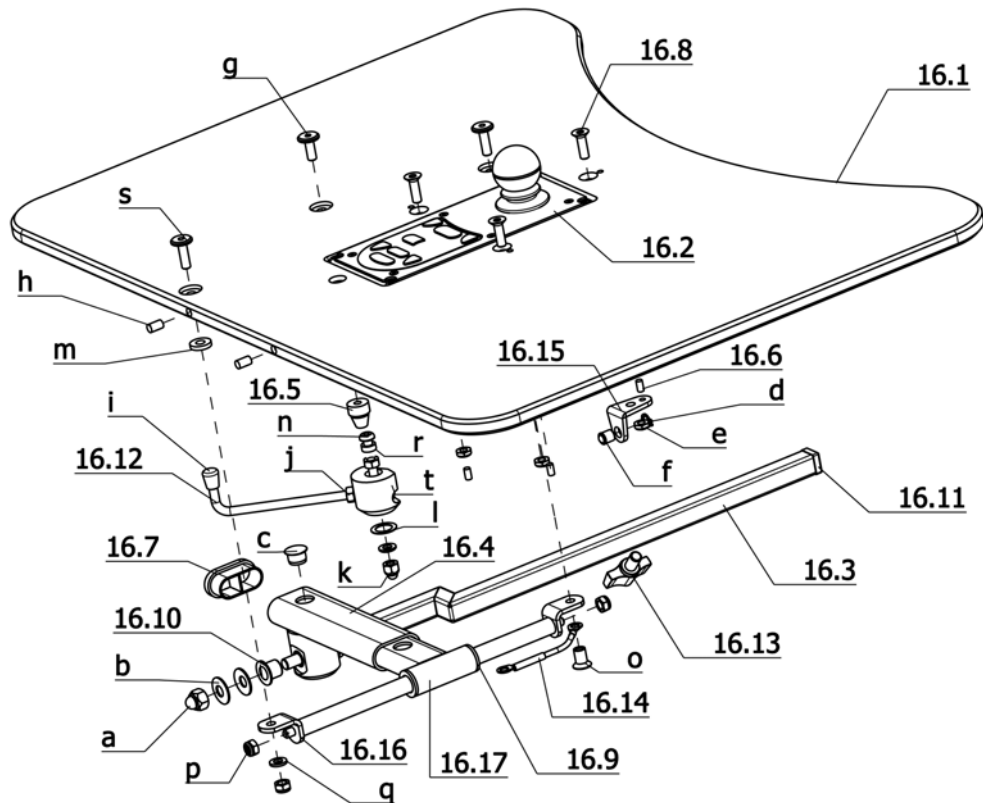
**Sub Unit: Drive batteries, sealed ~ 43Ah-5h/50Ah-20h**

Item	Article-No:	Pc	Description
15.1	1 069 763	1	Battery case - lid
15.2	1 069 760	1	Battery case - tub
15.3	206 864 200	2	BATTERY 12V 50AH-20H/ 42.5AH-5H SEALED CITYL 310/410
15.4	1 057 824	1	Maine Fuse ASMB.
15.4.1	206 847 800	1	Safety fuse / device, FK 3 80A
15.5	202 077 900	2	FOAM CUSHION 30X45X350 COMPOSITE FOAM 100 COMP.905
15.6	1 064 353	2	Foam 15x30x190 Foam RG 100
15.7	206 905 100	2	Reflector red 100x28mm oval
15.8	1 070 526	4	Pole cap
-	1 027 449	4	Distance tube
a	205 595 600	2	Flat head screw KF M6x16 4.8
-	1 070 505	1	Battery cable asmb
<b>Chargers for sealed batteries</b>			
-	205 572 800	1	Battery charger 24V/8A Code732 50-80Ah/20h (3 pole-NEUTRIK)
-	425 572 800	1	Exc. charger 24V/8A Code732 50-80Ah/20h (3 pole-NEUTRIK)
<b>only for Great Britain</b>			
-	205 572 900	1	Battery charger 24V/8A Code400 -732 50-80Ah/20h 3pole-NEUTRIK
-	425 572 900	1	Exc. charger 24V/8A C.400-732 50-80Ah/20h (3 pole-NEUTRIK)



**Sub Unit: Drive batteries, sealed ~ 60Ah-5h/73Ah-20h**

Item	Article-No:	Pc	Description
15.1	1 069 763	1	Battery case - lid
15.2	1 069 760	1	Battery case - tub
15.3	206 864 700	2	Battery 12V 63Ah-5h/73Ah-20h sealed pole F-M6
15.4	1 070 526	4	Pole cap
15.5	1 057 824	2	Maine Fuse ASMB.
15.5.1	206 847 800	1	Safety fuse / device, FK 3 80A
15.6	206 905 100	2	Reflector red 100x28mm oval
a	205 595 600	2	Flat head screw KF M6x16 4.8
-	1 070 505	1	Battery cable asmb
<b>Chargers for sealed batteries</b>			
-	205 573 000	1	Battery charger 24V/12A Code733 80-110Ah/20h (3-pole-Neutrik)
-	425 573 000	1	Exc. charger 24V/12A Code732 80-110Ah/20h (3-pole-Neutrik)
<b>only for Great Britain</b>			
-	205 573 100	1	Bat.charger24V/12A Code400-733 80-110Ah/20h (3-pole-Neutrik)
-	425 573 100	1	Exc. charger 24V/12A C.400-733 80-110Ah/20h (3-pole-Neutrik)

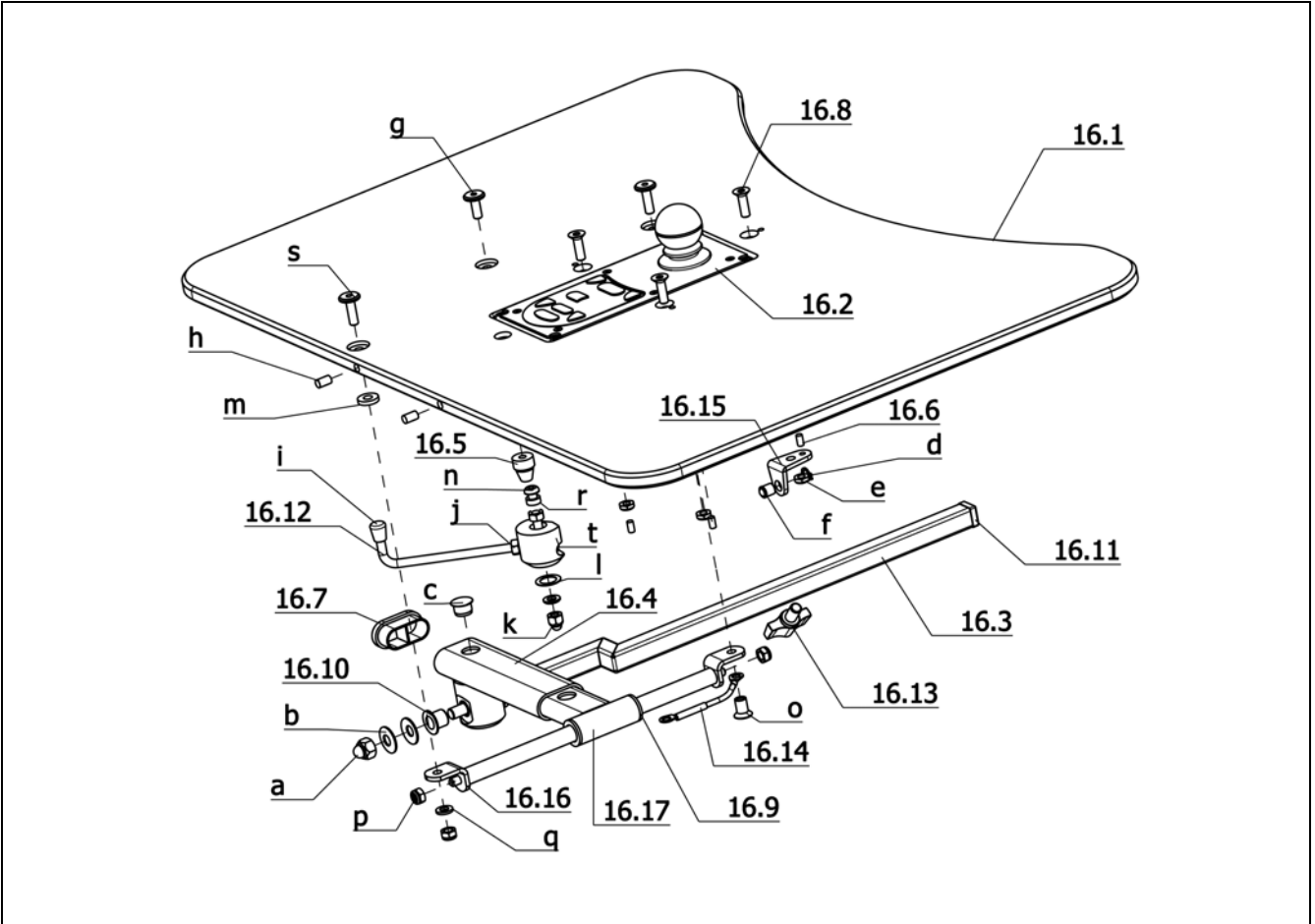

**Sub Unit: Code 702-813; Electronic R-Net – Table top operation, swivelling**

Item	Article-No:	Pc	Description
16.3	1 054 986	1	Pushing tube for Code 813/4646
16.4	1 072 460	1	Swivel tube
16.5	1 039 314	1	Locking bush
16.6	207 902 200	1	Cl-tol. gr. pin 4x8 ST 6.8 A2K
16.7	205 049 700	1	Plastic slide, 40 x 20 x 2
16.8	207 357 400	3	COUNTERSUNK SCREW DIN 7991 M6 X 20 8.8 A3T
16.9	1 056 454	2	Flange sleeve
16.10	206 554 700	2	Thrust bearing
16.11	205 006 000	1	Plastic slide, 15/15/1,5-2
16.12	1 072 676	1	Adjustment lever
16.13	205 112 800	1	KIPP clamping lever M8x35
16.14	1 072 917	1	Ground wire
16.15	1 054 539	1	Fixation angle
16.16	1 000 158	2	Support piece
16.17	1 039 317	1	Push tube
a	207 324 100	1	Locking cap nut DIN 986/5 M8 A3T
b	207 022 700	12	Cup spring, DIN 2093 20 x 8,2 x 1
c	205 047 000	1	Cover plug D: 13/16x8,5
d	207 330 400	1	Locking ring 8x0,8 DIN471
e	205 528 900	3	Spring stop hexagon nut, M6, NO.SSN.003
f	205 549 900	1	Pressure piece
g	205 595 600	1	Flat head screw KF M6x16 4.8
h	205 654 600	2	Magnet 6 x 10 mm
i	205 018 900	1	Plastic slide D/6
j	207 320 500	2	Hexagon nut 934-M6-5
k	207 320 000	1	Locking cap nut DIN 986 M6-8 A3T

**Sub Unit: Code 702-813; Electronic R-Net – Table top operation, swivelling**

Item	Article-No:	Pc	Description
l	207 029 600	1	Shim ring DIN 988 12x18x0,5 St
m	1 042 450	2	Type plate 25 x 80, red
n	207 380 900	1	Fillister head screw ISO 7380 M6x45 10.9 A3T
o	205 596 100	1	Sleeve nut M6 black 9S20K
p	207 320 100	3	Locknut, DIN 980/8, M6, A3T
q	207 424 000	1	Washer DIN 125 B6, 4 PVC black STK
r	1 027 449	1	Distance tube
s	205 596 400	2	Flat head screw M 6x20-4.8
t	1 054 988	1	Locking device
-	207 320 500	2	Hexagon nut 934-M6-5
-	207 330 200	1	Washer, DIN 125-B6, 4 St. A3T
-	1 024 369	1	Clamping piece
-	1 039 318	1	Push bar

**iChair mc2 1.611 / c**  
**Component unit: Working tables**

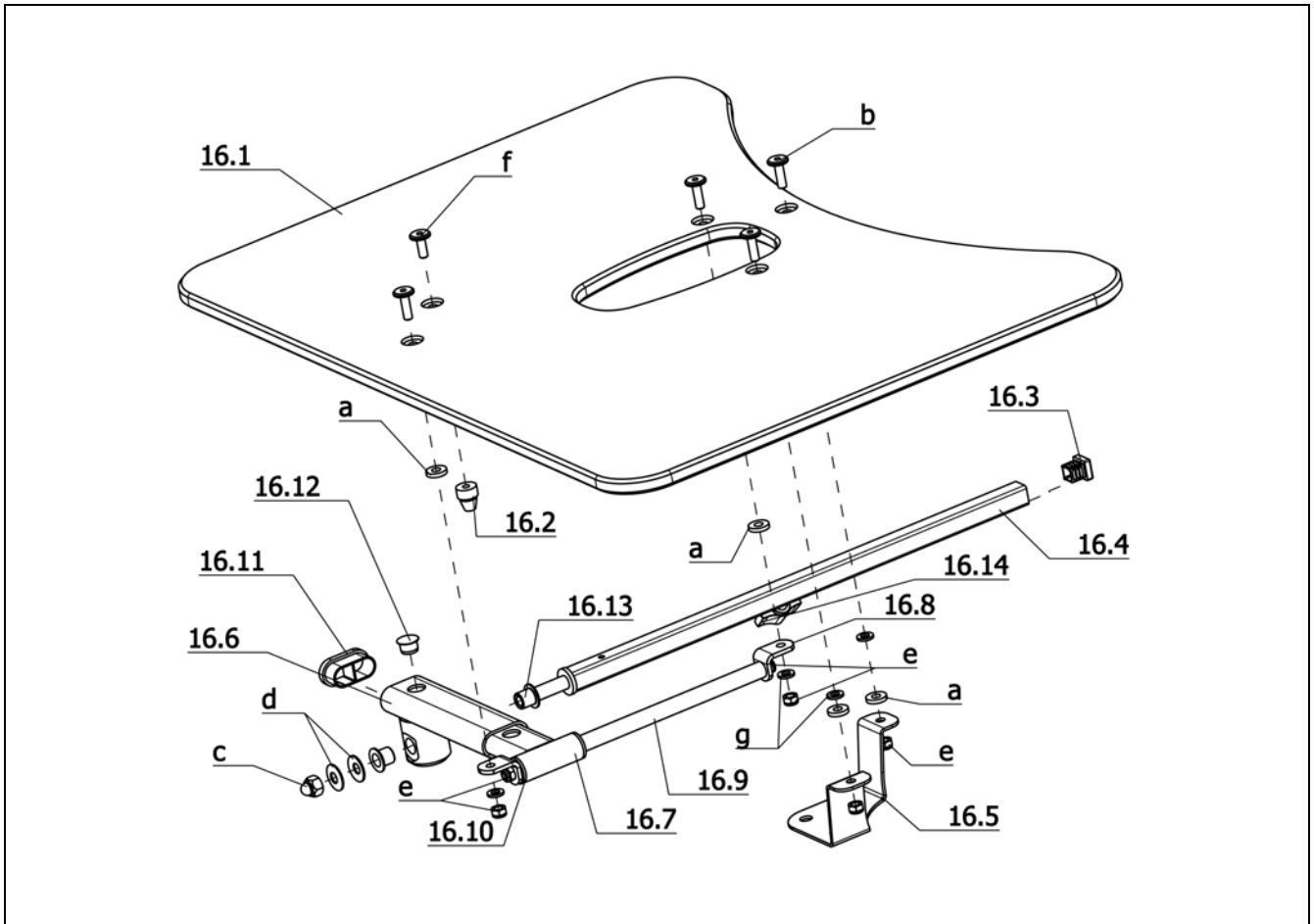


**Sub Unit: Code 702-813; Electronic R-Net – Table top operation, swivelling**

Item	Article-No:	Pc	Description
			<b>Code 60; Operation opposite to the standard version (left)</b>
16.2	1 072 900	1	Operating module asmb. Code 60-813 (R-NET)
-	1 072 918	1	Table-operated version asmb. Code 38/43-60-702-813
16.1	1 072 632	1	Therapy table plate 12x450x620 (for Code 813 w/o att. parts)
-	1 072 919	1	Table-operated version asmb. Code 48/53-60-702-813
16.1	1 072 638	1	Therapy table plate 12x450x720 (for Code 813 w/o att. parts)

**Sub Unit: Code 702-813; Electronic R-Net – Table top operation, swivelling**

Item	Article-No:	Pc	Description
			<b>Code 74; Operation standard version (right)</b>
16.2	1 072 901	1	Operating module asmb. Code 74-813 (R-NET)
-	1 072 633	1	Table-operated version asmb. Code 38/43-74-702-813
16.1	1 072 632	1	Therapy table plate 12x450x620 (for Code 813 w/o att. parts)
-	1 072 639	1	Table-operated version asmb. Code 48/53-74-702-813
16.1	1 072 638	1	Therapy table plate 12x450x720 (for Code 813 w/o att. parts)

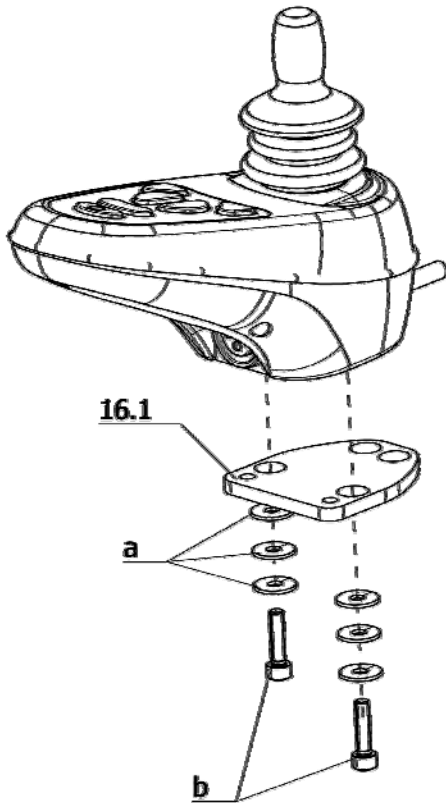


Sub Unit: Therapy table for tabletop operation			
Item	Article-No:	Pc	Description
16.2	1 039 314	1	Locking bush
16.3	205 006 000	1	Plastic slide, 15/15/1,5-2
16.4	1 039 165	1	Push tube, complete
16.5	1 072 459	1	Holding angle incl. magnet
16.5.1	206 986 400	1	Permanent magnet
16.6	1 072 460	1	Swivel tube
16.7	1 039 317	1	Push tube
16.8	1 000 158	2	Support piece
16.9	1 039 318	1	Push bar
16.10	1 056 454	2	Flange sleeve
16.11	205 049 700	1	Plastic slide, 40 x 20 x 2
16.12	205 047 000	1	Cover plug D: 13/16x8,5
16.13	206 554 700	2	Thrust bearing
16.14	205 113 800	1	Wing screw M8x15
a	1 042 450	4	Type plate 25 x 80, red
b	205 596 400	4	Flat head screw M 6x20-4.8
c	207 324 100	1	Locking cap nut DIN 986/5 M8 A3T
d	207 022 700	2	Cup spring, DIN 2093 20 x 8,2 x 1
e	207 320 100	6	Locknut, DIN 980/8, M6, A3T
f	205 595 600	1	Flat head screw KF M6x16 4.8
g	207 424 000	4	Washer DIN 125 B6,4 PVC black STK
-	1 024 369	1	Clamping piece
-	207 350 200	1	Cheese head screw, M 6x12-8.8 A3T DIN6912
-	207 429 700	1	Locking washer S6

Sub Unit: Therapy table for tabletop operation			
Item	Article-No:	Pc	Description
-	1 072 453	1	Therapy table asmb. left Code 38/43-416-4661
-	1 072 445	1	Therapy table asmb. left Code 38/43-408/415-4661
16.1	1 070 838	1	Therapy table plate 12x400x620 <b>Seat width 48/53cm</b>
-	1 072 447	1	Therapy table asmb. left Code 48/53-408/415-4661
-	1 072 455	1	Therapy table asmb. left Code 48/53-416-4661
16.1	1 070 839	1	Therapy table plate 12x400x720 <b>Code 4660; Therapy plate for tabletop control right</b> <b>Seat width 38 – 43cm</b>
-	1 072 441	1	Therapy table asmb. right Code 38/43-408/415-4660
-	1 072 449	1	Therapy table asmb. right Code 38/43-416-4660
16.1	1 070 838	1	Therapy table plate 12x400x620 <b>Seat width 48/53cm</b>
-	1 072 443	1	Therapy table asmb. right Code 48/53-408/415-4660
-	1 072 451	1	Therapy table asmb. right Code 48/53-416-4660
16.1	1 070 839	1	Therapy table plate 12x400x720

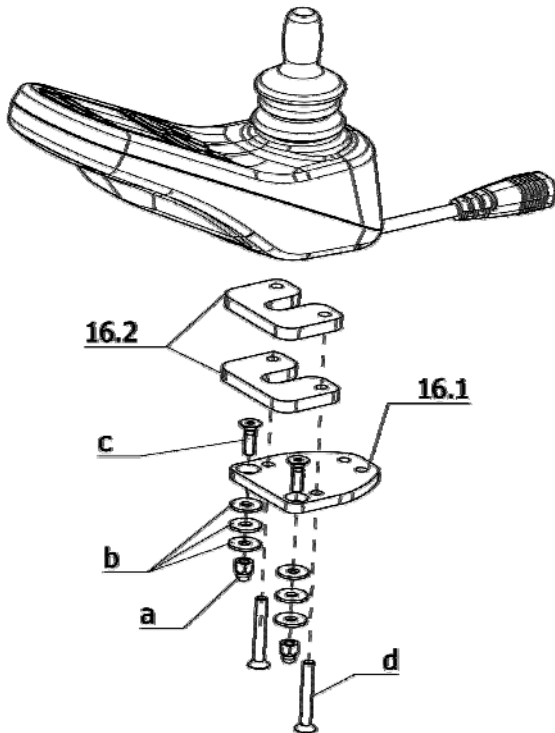


iChair mc2 1.611 / c  
Component unit: Working tables



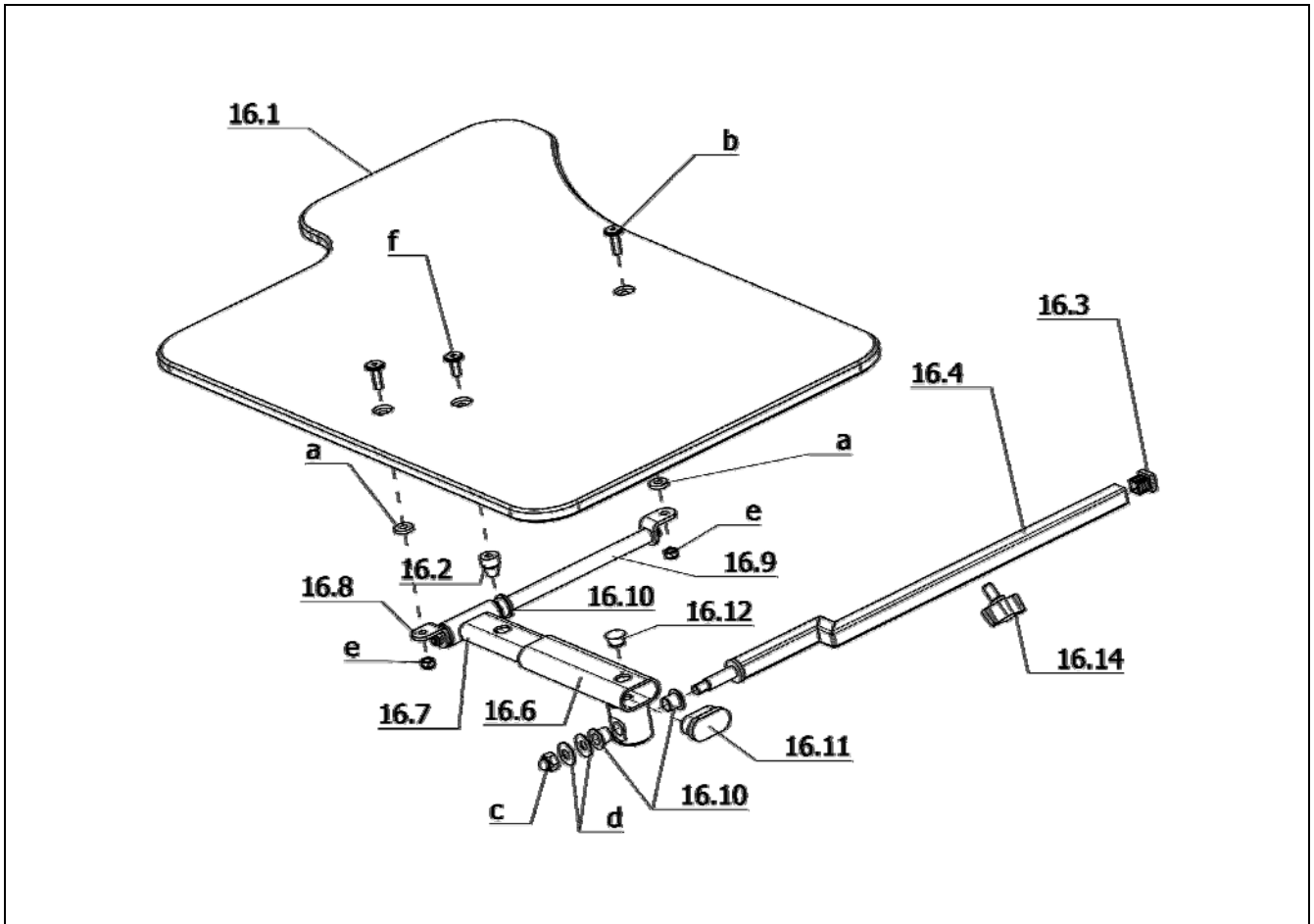
**Sub Unit: Code 415; Control panel with LED display**

Item	Article-No:	Pc	Description
16.1	1 070 767	1	Adapter plate
a	207 330 000	6	Washer DIN 9021 B 5.3
b	207 123 000	2	Cheese head screw, DIN 912 M5x20 8.8 A3K VC3 coated



**Sub Unit: Code 416; Control panel with LCD display**

Item	Article-No:	Pc	Description
16.1	1 070 767	1	Adapter plate
16.2	1 070 768	2	Underliner 6mm
a	207 324 000	2	Locking cap nut, DIN 986, M5
b	207 330 000	6	Washer DIN 9021 B 5.3
c	207 633 400	2	Countersunk head screw DIN 7991 M6x16
d	207 200 900	2	Countersunk head screw, M5x30 DIN965



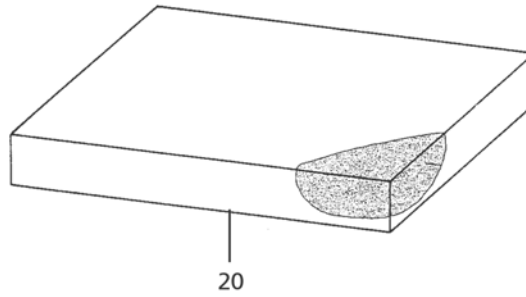
**Sub Unit: Code 4646; Therapy table**

Item	Article-No:	Pc	Description
16.2	1 039 314	1	Locking bush
16.3	205 006 000	1	Plastic slide, 15/15/1,5-2
16.4	1 054 986	1	Pushing tube for Code 813/4646
16.6	1 072 460	1	Swivel tube
16.7	1 039 317	1	Push tube
16.8	1 000 158	2	Support piece
16.9	1 039 318	1	Push bar
16.10	1 056 454	4	Flange sleeve
16.11	205 049 700	1	Plastic slide, 40 x 20 x 2
16.12	205 047 000	1	Cover plug D: 13/16x8,5
16.13	206 554 700	2	Thrust bearing
16.14	205 113 800	1	Wing screw M8x15
a	1 042 450	4	Type plate 25 x 80, red
b	205 596 400	4	Flat head screw M 6x20-4.8
c	207 324 100	1	Locking cap nut DIN 986/5 M8 A3T
d	207 022 700	2	Cup spring, DIN 2093 20 x 8,2 x 1
e	207 320 100	6	Locknut, DIN 980/8, M6, A3T
f	205 595 600	1	Flat head screw KF M6x16 4.8
-	207 424 000	2	Washer DIN 125 B6,4 PVC black STK
-	1 024 369	1	Clamping piece
-	207 350 200	1	Cheese head screw, M 6x12-8.8 A3T DIN6912
-	207 429 700	1	Locking washer S6

**Sub Unit: Code 4646; Therapy table**

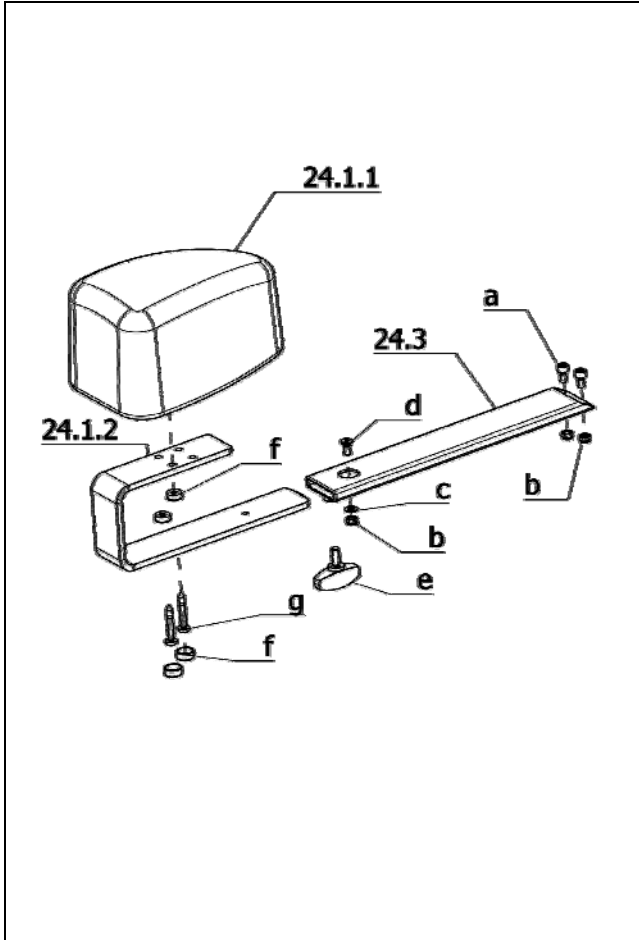
Item	Article-No:	Pc	Description
			<b>Seat width 38 – 43cm</b>
-	1 072 625	1	Therapy table asmb. Code 38/43-4646 ->When ordering therapie tables please indicate operating module side (Code 60 or 74).
16.1	1 072 628	1	Therapy table plate 12x450x620 <b>Seat width 48/53cm</b>
-	1 072 626	1	Therapy table asmb. Code 48/53-4646 ->When ordering therapie tables please indicate operating module side (Code 60 or 74).
16.1	1 072 627	1	Therapy table plate 12x450x720

**iChair mc2 1.611 / c**  
**Component unit: Seat cushion**



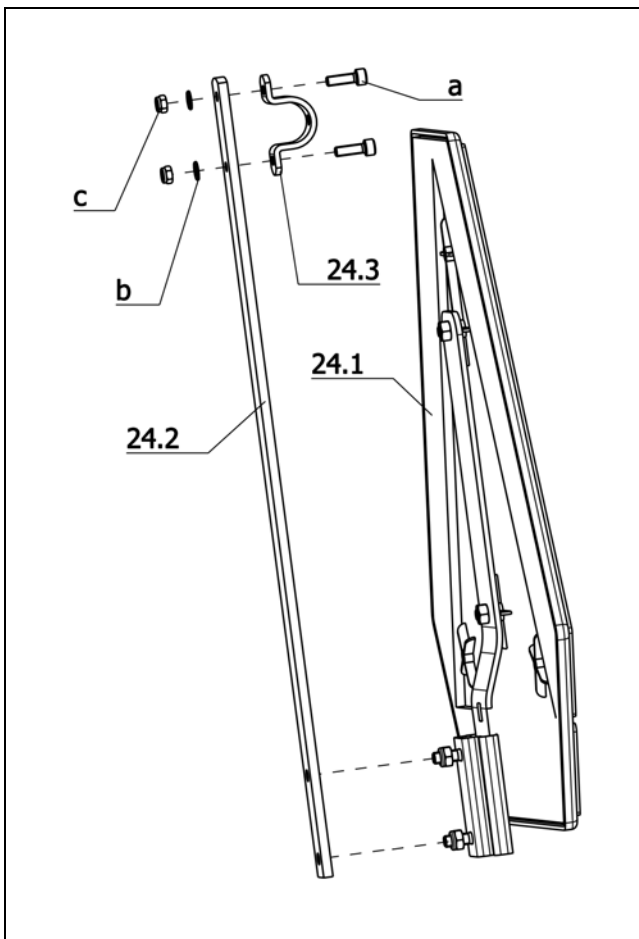
**SD=Seat depth**  
**SW=Seat width**

		SW 38	SW 43	SW 48	SW 53
SD 40	6 cm	1046802	1007054	1046803	1049058
SD 43	6 cm	1007054	1007274	1046805	1049059
SD 46	6 cm	1007074	1016083	1046806	1049060
SD 49	6 cm	1046803	1046805	1046807	1049052
SD 53	6 cm	1049058	1049059	1049052	1049062
SD 56	6 cm	-	1064651	1064655	1064657



**Sub Unit: Code 590; Adj. splay wedge**

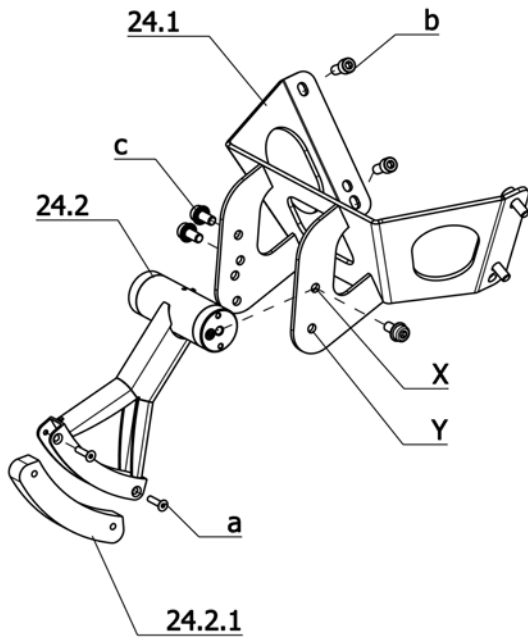
Item	Article-No:	Pc	Description
-	1 070 540	1	Splay wedge adjustable Code 590
24.1	1 049 421	1	Splay wedge pre-asm Code 590 (w/o telescopic tube)
24.1.1	1 048 179	1	Wedge
24.1.2	1 062 148	1	Adjustment rail
24.3	1 070 538	1	Telescopic tube
a	207 304 900	2	Cheese head screw, DIN 912
b	207 322 000	3	Locknut, DIN 980/8, M5
c	207 330 100	1	Washer DIN 125-B5, 3 St A3T
d	207 355 300	1	Countersunk head screw DIN7991 M 5x12-8.8
e	205 114 800	1	WING SCREW M 6 X 15
f	8 396 457	2	KORREX-snap cap, black for cylinder screw M 5
g	207 145 300	2	Fillister head tapping screw



**Sub Unit: Code 676; Rear marking plate**

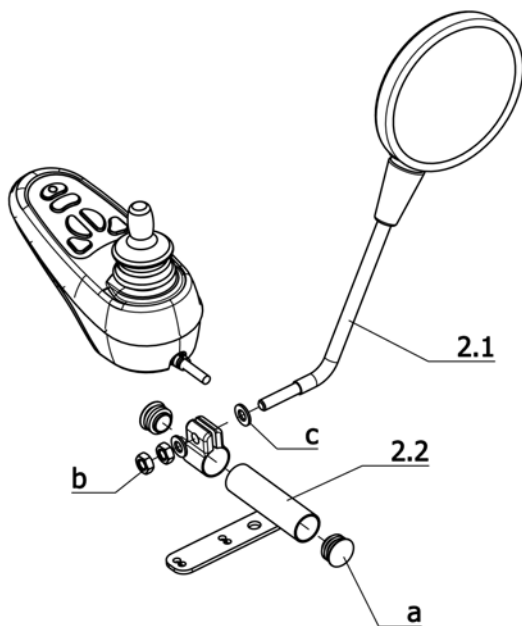
Item	Article-No:	Pc	Description
24	1 055 042	1	Warning sign asmb. Code 676 with bracket ->only for horizontal push bar Code 814
24.1	206 962 910	1	Rear marking plate Code 676 (w/o bracket f. E-wheelchairs)
24.2	1 055 043	1	Attachment rod for Code 676 Warning plate
24.3	1 054 578	1	Tube clamp
a	207 303 300	2	Cheese head screw DIN 912 M5x16
b	207 330 100	2	Washer DIN 125-B5, 3 St A3T
c	207 322 000	2	Locknut, DIN 980/8, M5

iChair mc2 1.611 / c  
Component unit: Other Codes



**Sub Unit: Code 862; Kerb climber**

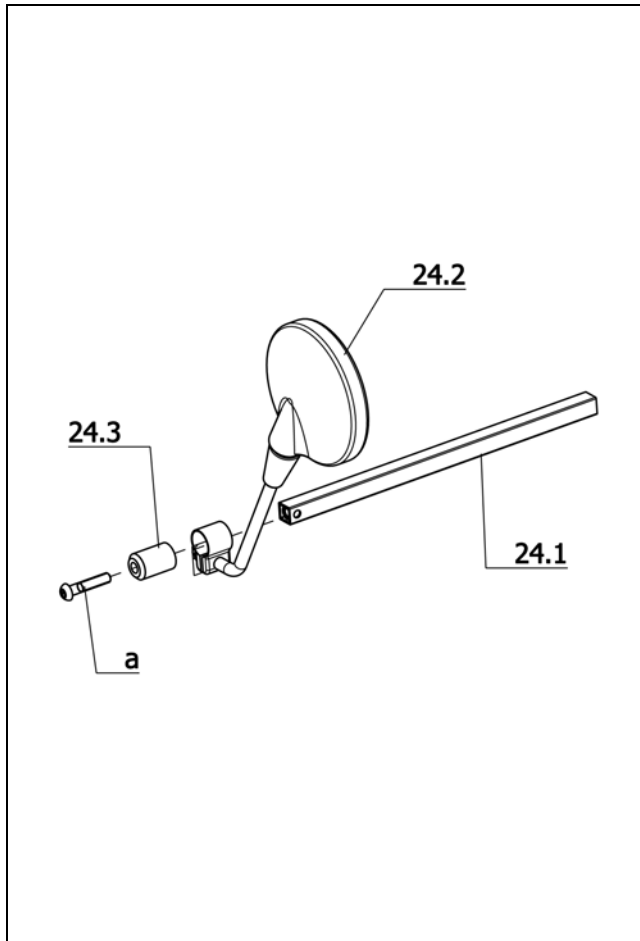
Item	Article-No:	Pc	Description
-	1 070 802	1	Step climber Code 862 (kerb climber)
24.1	1 070 804	1	Bracket (w/o att. parts)
24.2	1 070 803	1	Pivot arm asmb.
24.2.1	8 457 762	1	rubber rail for stair climber ALLR.-970
a	207 137 300	2	countersunk screw with hexagon M 5 X 20 10.9 A2R 8013656
b	207 303 800	4	Cheese head screw, DIN 912, M 8x20-8.8, VC3 coated
c	205 592 600	3	Screw W251 M8x16
X	0	0	Assembly position X for steering wheel 9"
Y	0	0	Assembly position Y for steering wheel 10"



**Sub Unit: Code 906; additional rearview mirror (right)**

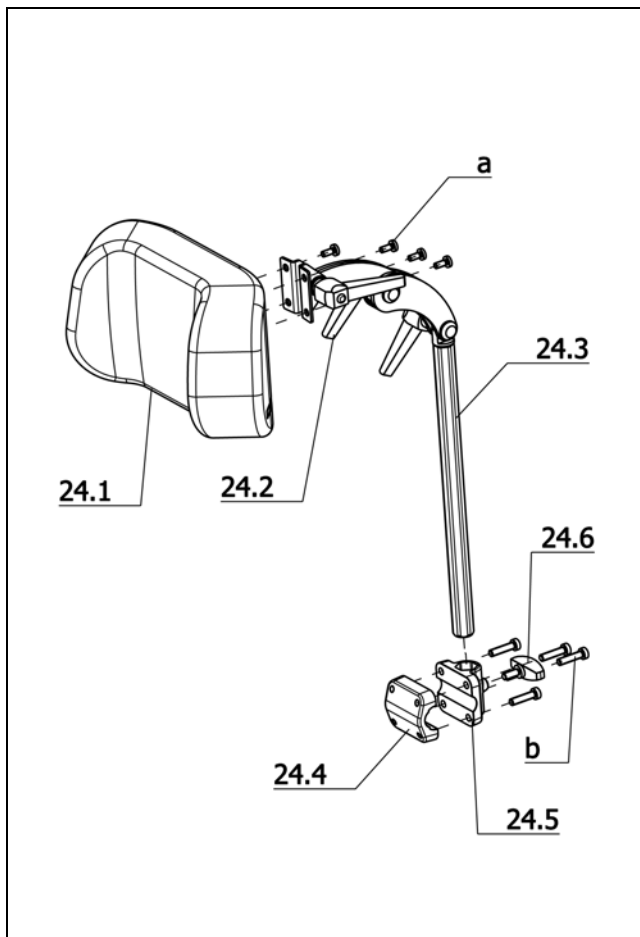
Item	Article-No:	Pc	Description
2	8 108 595	1	REARVIEWMIR. W BRACKET OM-SIDE F.VSI-ELECTRONIC CLOU/AVANTAGE
2.1	8 431 940	1	moped mirror No.:925/67 XPM
2.2	8 108 592	1	MIRROR BRACKET WELDED F.VSI-ELECTRONIC CLOU/AVANTAGE
a	205 047 400	2	Round plug 22, 22x1,5 SFL
b	207 316 600	2	HEXAGON SCREW M 5 X 22 8.8 A2R 8005876
c	207 429 300	2	Locking washer S5

**iChair mc2 1.611 / c**  
**Component unit: Other Codes**



**Sub Unit: Code 927; Rearview mirror**

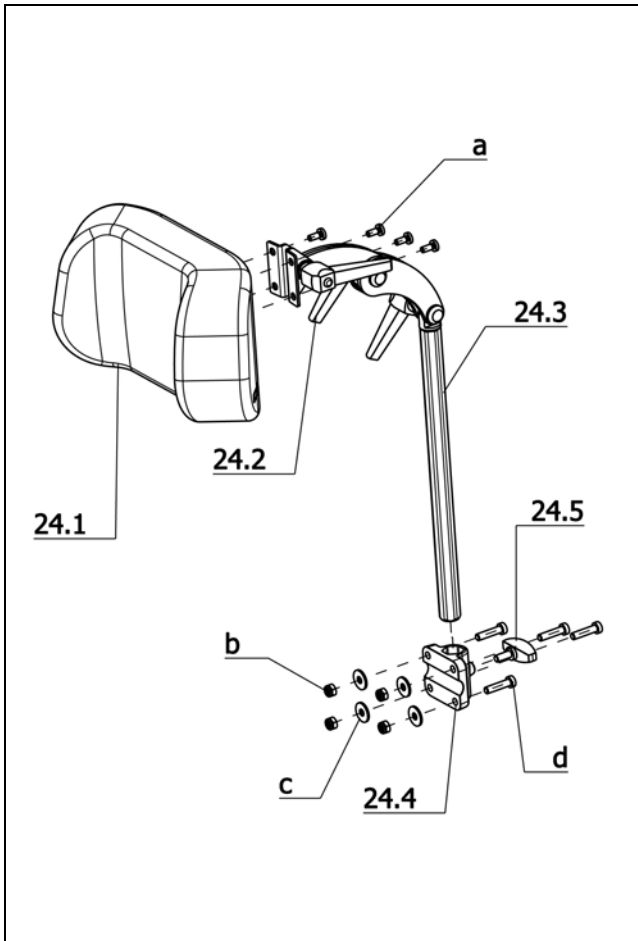
Item	Article-No:	Pc	Description
24	1 068 409	1	Rear-view mirror Code 4599 opposite to operating module
24.1	8 121 038	1	telescopic tube BG-Holder RONDO
24.2	8 431 940	1	moped mirror No.:925/67 XPM
24.3	8 134 064	1	holding pivot rearview mirror RONDO
a	207 381 000	1	Fillister head screw ISO 7380 M8x40-10.9 A3T



**Sub Unit: Code 913-254; Head support removable – Synth. leather black**

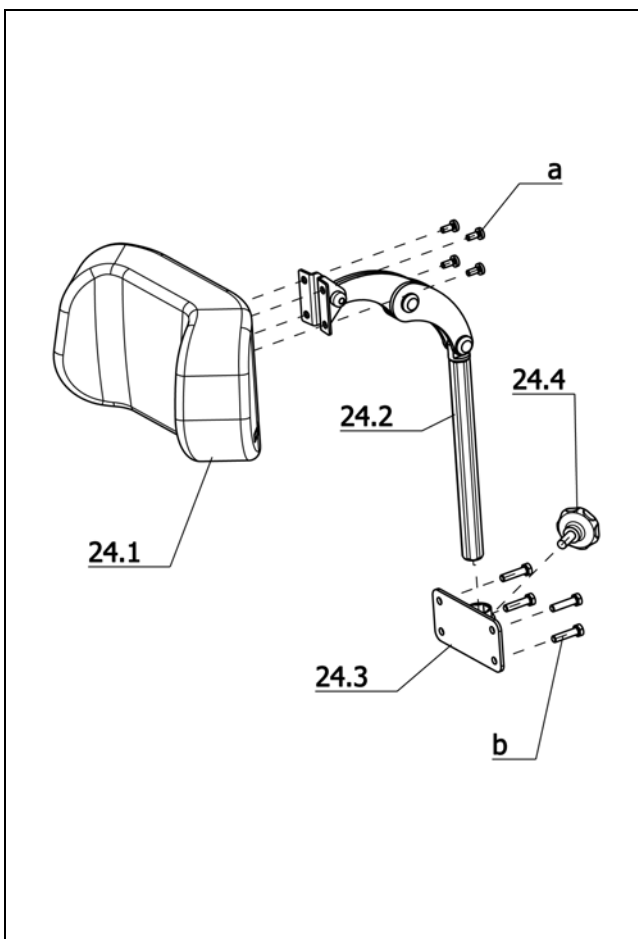
Item	Article-No:	Pc	Description
24	1 069 259	1	Head support asmb Code 913-254 (with clamp D=17.5 - 22mm)
24.1	1 059 823	1	Head shell cpl. pre-assembled
24.2	8 460 133	3	Clamping lever adjustable GN503-63-M6-20SW black
24.3	1 059 670	1	Head support bracket cpl.
24.4	1 059 665	1	Head support clamp (without receptacle)
24.5	1 059 664	1	Head support bracket (incl. hex. socket receptacle)
24.6	205 114 800	1	WING SCREW M 6 X 15
a	207 301 300	4	Fillister head screw DIN 7985- M5x12-4.8 A3K
b	207 352 100	4	CYLINDER SCREW DIN7984 M 6 X 25 8.8 A3T
<b>Code 260; Memory function</b>			
-	1 076 042	1	Memory-function asmb. Code 260

iChair mc2 1.611 / c  
Component unit: Other Codes



**Sub Unit: Code 913-949-254; Head support removable – Back support anatomically formed – Synth. leather black**

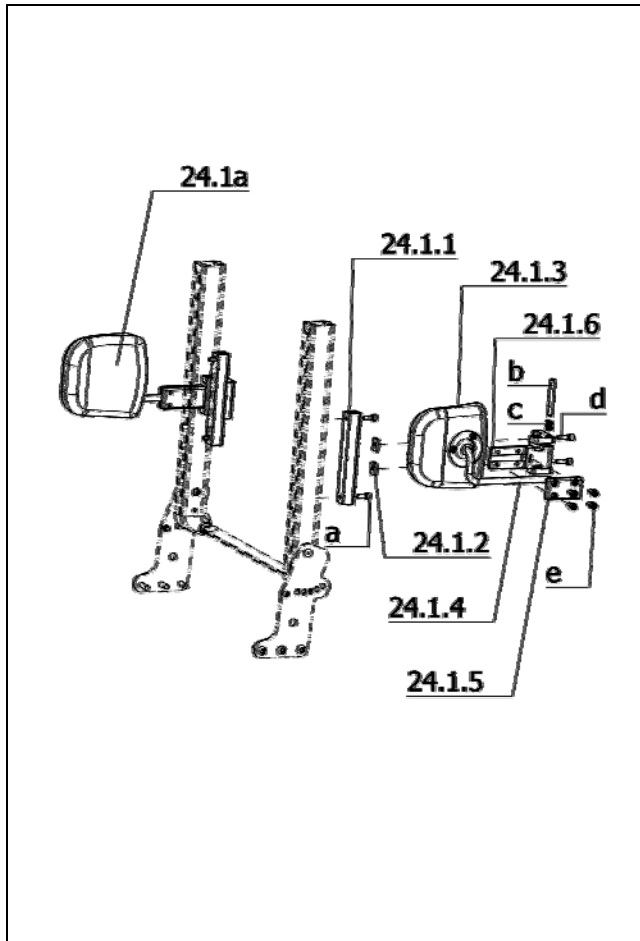
Item	Article-No:	Pc	Description
24	1 069 265	1	Head support asmb. Code 913-948-254
24.1	1 061 023	1	Head shell Code 254-913 (cushion asmb.)
24.2	8 460 133	3	Clamping lever adjustable GN503-63-M6-20SW black
24.3	1 059 670	1	Head support bracket cpl.
24.4	1 059 664	1	Head support bracket (incl. hex. socket receptacle)
24.5	205 114 800	1	WING SCREW M 6 X 15
a	207 301 300	4	Fillister head screw DIN 7985- M5x12-4.8 A3K
b	207 320 100	4	Locknut, DIN 980/8, M6, A3T
c	207 335 100	4	Washer DIN 9021-B6, 4 ST A3T
d	207 352 100	4	CYLINDER SCREW DIN7984 M 6 X 25 8.8 A3T
<b>Code 260; Memory function</b>			
-	1 076 042	1	Memory-function asmb. Code 260



**Sub Unit: Code 913-961; Head support, removable – Ergoform-seat unit**

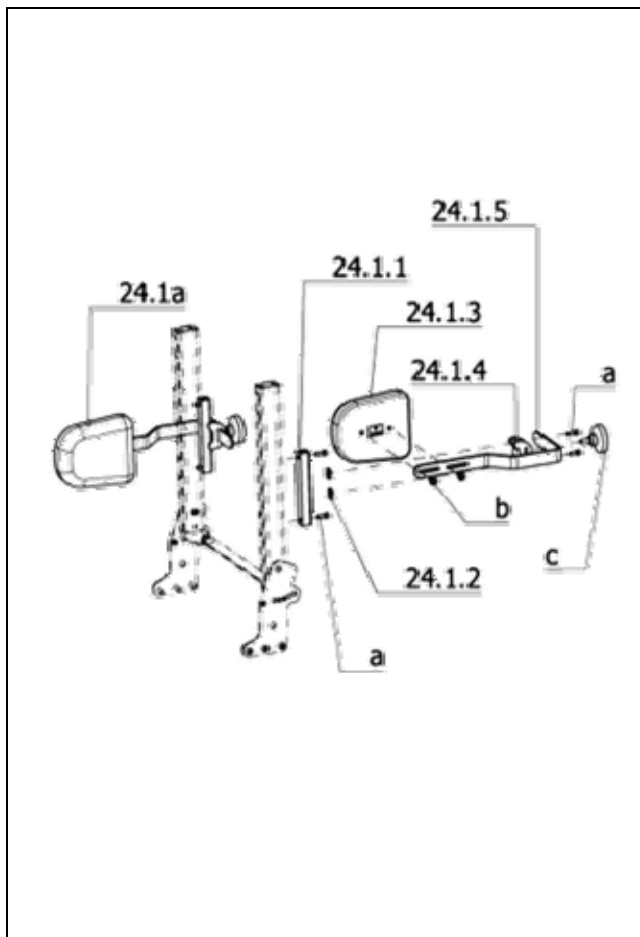
Item	Article-No:	Pc	Description
24	1 061 619	1	Head support asmb Code 956
24.1	1 061 023	1	Head shell Code 254-913 (cushion asmb.)
24.2	1 059 669	1	Head support bracket cpl. (telescopic tube)
24.3	1 036 122	1	Head supports retainer
24.4	205 024 400	1	Handwheel with screw DIN 933- M8x20-8.8 VZ D/40
a	207 301 300	4	Fillister head screw DIN 7985- M5x12-4.8 A3K
b	207 112 500	4	Hexagon screw DIN 933 M6x25- 8.8 A3K VC3 coated
<b>Code 260; Memory function</b>			
-	1 076 042	1	Memory-function asmb. Code 260

**iChair mc2 1.611 / c**  
**Component unit: Other Codes**



**Sub Unit: Code 954; Torso supports, swivel-away**

Item	Article-No:	Pc	Description
-	1 075 429	1	Torso support, swivel-away Code 954 - 1 pair
24.1	1 075 427	1	Torso support left asmb. swivel-away
24.1a	1 075 428	1	Torso support right cpl. swivel-away
24.1.1	1 075 419	2	Receptacle profile
24.1.2	1 002 850	4	Clamping piece
24.1.3	1 056 957	2	Pelotte (cushion)
24.1.4	1 075 425	1	Adjustment bracket left asmb.
24.1.4a	1 075 426	1	Adjustment bracket right asmb.
24.1.5	8 624 841	2	spanning plate ERGOPOR-side support
24.1.6	1 075 421	1	Joint piece left asmb.
24.1.6a	1 075 422	1	Joint piece right asmb.
a	207 301 700	4	Cheese head screw, DIN 912, M 6x16-8.8
b	207 440 500	2	Cylinder pin 8M6x60 ST A2K
c	8 010 900	2	PRESSURE SPRING 8.7X14.3X1.0 VPE 8338459
d	207 300 800	4	Cheese head screw, DIN 912 M 6x20-8.8
e	207 302 300	8	Cheese head screw, M6x12 DIN912 /8.8

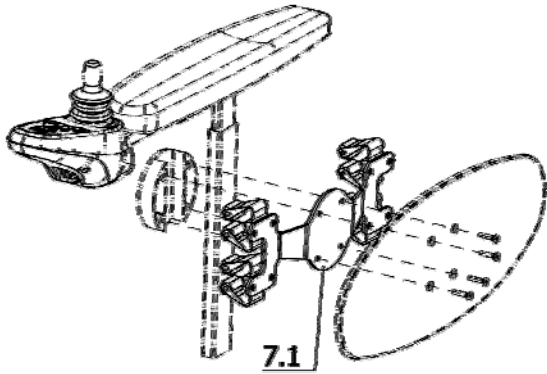


**Sub Unit: Code 957; Torso supports**

Item	Article-No:	Pc	Description
-	1 075 432	1	Torso support fixed Code 957 - 1 pair
24.1	1 075 430	1	Torso support left asmb.
24.1a	1 075 431	1	Torso support right cpl.
24.1.1	1 075 419	2	Receptacle profile
24.1.2	1 002 850	4	Clamping piece
24.1.3	1 064 491	2	Side cushion L=160 W=140mm H=40mm
24.1.4	1 064 481	2	Side cushion profile (receptacle)
24.1.5	1 065 366	2	Side cushion bracket
a	207 301 700	8	Cheese head screw, DIN 912, M 6x16-8.8
b	205 595 600	4	Flat head screw KF M6x16 4.8
c	205 021 500	2	Handwheel with screw M8x20

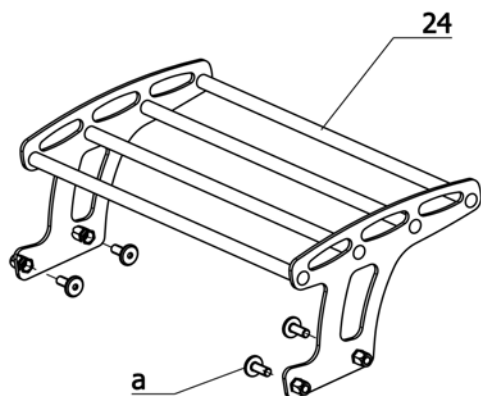


iChair mc2 1.611 / c  
Component unit: Other Codes



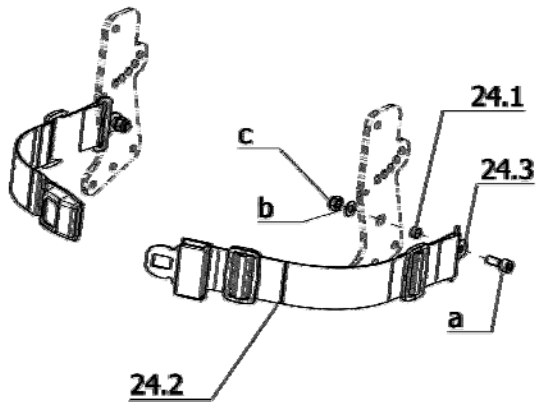
**Sub Unit: Code 970; Walking stick holder**

Item	Article-No:	Pc	Description
7.1	1 070 835	1	Walking aid holder Code 970

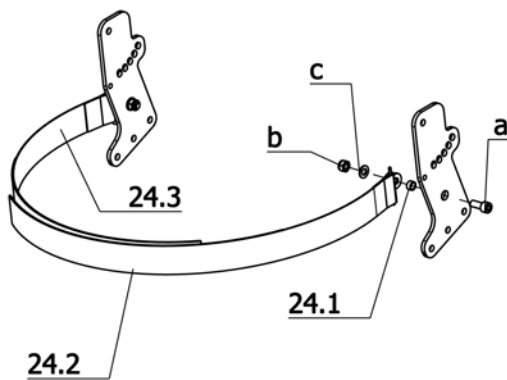


**Sub Unit: Code 994, Baggage rack**

Item	Article-No:	Pc	Description
-	1 069 787	1	Baggage rack asmb Code 994
24	1 069 786	1	Baggage rack
a	205 595 600	4	Flat head screw KF M6x16 4.8

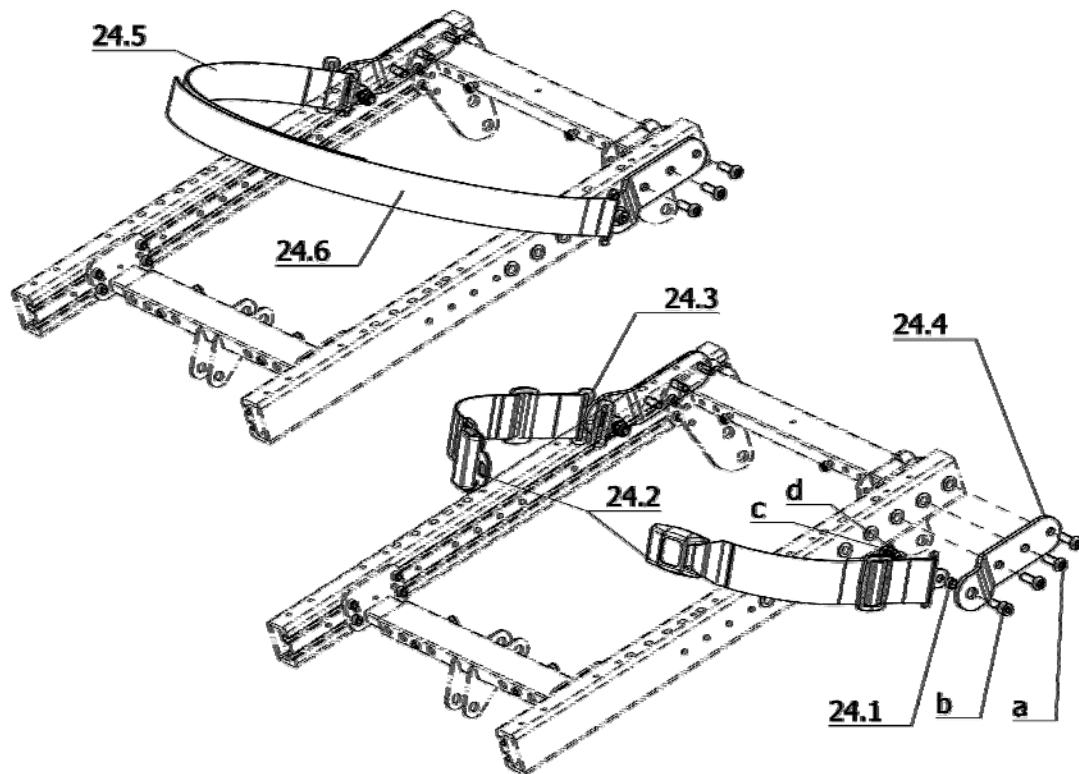
**Sub Unit: Code 833; Retaining strap with buckle**

Item	Article-No:	Pc	Description
24	1 070 819	1	Retaining strap Code 833 with buckle
24.1	1 070 813	2	Socket "L=5.5 ;DA=11 ;DI=8.2mm"
24.2	8 036 533	1	safety belt 8032 item-no.40-4507-00 #
24.3	8 103 914	2	Securing link Hip belt (retaining strap)
a	207 303 400	2	Cheese head screw DIN 912 M 8x20-8.8
b	207 330 300	2	Washer DIN 125 - B8,4 ST A3T
c	207 320 200	2	Locknut DIN 985 M8-8 A3T

**Sub Unit: Code 4689; Retaining strap with velcro strap**

Item	Article-No:	Pc	Description
24	1 070 815	1	Seatbelt asmb. Code 4689 Lap seatbelt with velcro strap
24.1	1 070 813	2	Socket "L=5.5 ;DA=11 ;DI=8.2mm"
24.2	8 460 456	1	Hip belt left (loop)
24.3	8 460 459	1	Hip belt right (fleece)
a	207 303 400	2	Cheese head screw DIN 912 M 8x20-8.8
b	207 320 200	2	Locknut DIN 985 M8-8 A3T
c	207 330 300	2	Washer DIN 125 - B8,4 ST A3T

iChair mc2 1.611 / c  
Component unit: Other Codes



**Sub Unit: Retaining strap for external seating systems**

Item	Article-No:	Pc	Description
24.1	1 070 813	2	Socket "L=5.5 ;DA=11 ;DI=8.2mm"
24.3	8 103 914	2	Securing link Hip belt (retaining strap)
24.4	1 070 818	2	Holding angle RECARO Code 833
a	207 382 000	6	FILISTER HEAD SCREW W HEX.SOC. M 8 X 25 10.9 A2R
b	207 303 400	2	Cheese head screw DIN 912 M 8x20-8.8
c	207 320 200	2	Locknut DIN 985 M8-8 A3T
d	207 330 300	2	Washer DIN 125 - B8,4 ST A3T
<b>Code 833; Retaining strap with buckle</b>			
24	1 070 823	1	Retaining strap with buckle Code 833 RECARO-seat system
24.2	8 036 533	1	safety belt 8032 item-no.40-4507-00 #
<b>Code 4689; Retaining strap with velcro strap</b>			
24	1 070 824	1	Seatbelt asmb. Code 833-4689 (velcro strap on RECARO)
24.5	8 460 459	1	Hip belt right (fleece)
24.6	8 460 456	1	Hip belt left (loop)

**Sub Unit: Accessories**

Item	Article-No:	Pc	Description
			<b>Code 565; Chin operation</b>
-	1 074 111	1	Chin control asmb. (R-NET) Code 565, laterally swivelling
			<b>Code 810; Chin operation manually swivelling</b>
-	1 072 890	1	Chin control asmb. (R-NET) Code 810, manual swivel-away
			<b>Programming unit</b>
-	1 071 611	1	Programming device DTT w adap. for R-NET/VR-2/S-DRIVE (set)
-	206 908 400	1	Adapter cable R-NET for Programming unit 206908300
-	206 908 600	1	Adapter cable VR-2 for Programming unit 206908300
-	206 908 800	1	Computer-program for R-NET
			<b>Code 4565; Operating hour counter</b>
-	1 072 431	1	Operating hour counter Code 4565
			<b>Code 4571; Special control unit Omni PLUS</b>
-	1 071 612	1	Oper. module OMNI + Code 4571 f spec. control incl. bracket
			<b>Code 4795; Safety plug with pocket</b>
-	8 106 011	1	DRIVING KEY DUO 2
			<b>Code 4941; Flex bracket</b>
-	1 066 600	1	FLEX2 Bracket asmb. Code 106-4941

iChair mc2 1.611 / c  
Notes



iChair mc2 1.611 / c  
Notes

Your specialist dealer


---

---

---

### **MEYRA GmbH**

 Meyra-Ring 2  
D-32689 Kalletal-Kalldorf

 Tel +49 5733 922 - 311  
Fax +49 5733 922 - 9311

 [info@meyra.de](mailto:info@meyra.de)

[www.meyra.de](http://www.meyra.de)

---