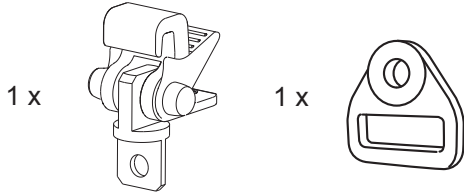


## Assembly Instruction Monteringsanvisning


Prod. No. 3156232

7SE160236-03  
2012-12-05

### Contains / Innehåller:



Tools required  
Nödvändiga verktyg



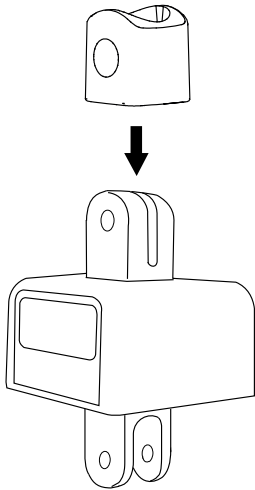
### Fits / Passar till:

LikoScale 200, 400, 350

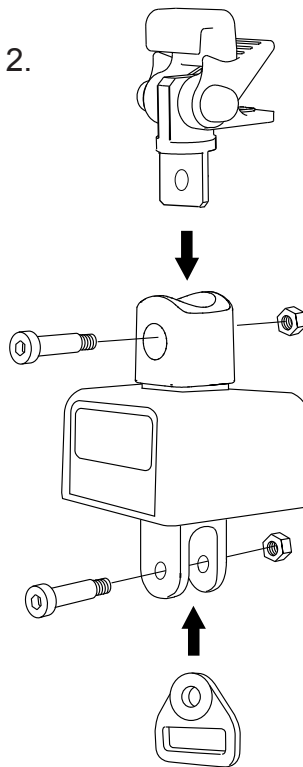
When assembling use: sleeve (x 1), screw (x 2), locking nut (x 2) and tools included with the Scale.

Vid montering använd: hylsa (x 1), bult (x 2), låsmutter (x 2) och verktyg som medföljer vågen.

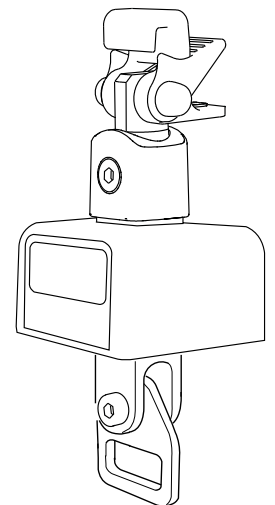
1.



2.



⚠ Safety critical assembly!  
⚠ Säkerhetskritisk montering!



Max. load: 300 kg (660 lbs.)  
Maxlast: 300 kg